

STANDARD PRODUCTS GUIDE

Rectifiers

Bridge, Fast Recovery, General Purpose, Ultrafast

Diodes

Schottky, Small Signal, TVS, Zener

Transistors

*Darlington, Digital, General Purpose, Hybrid, JFET, RF Amplifiers,
MOSFETS, High Power Transistors*

Standard Linear

*Comparators, LDO, Operational Amplifier, Standard Regulator, Timer,
Voltage Detector, Voltage Stabilizer and Voltage to Frequency Converter*



Saving our world, 1mW at a time™

www.BDTIC.com/FAIRCHILD

www.fairchildsemi.com

TABLE OF CONTENTS

Fairchild Semiconductor, a long-time leading global supplier of high performance semiconductors, offers a broad range of small signal & power transistor, diode, and linear products—from JFETs, Schottky, Zener, Mosfet, to RF transistors, Comparators, Regulators, LDO's and more. You will not only find the performance that you want, you will also find the right packaging to meet your design needs. In addition, you can be assured that Fairchild offers stability and quality for peace of mind to help extend the life of your design. With our commitment to providing the best customer service in the industry along with a leading portfolio, Fairchild is the supplier you can rely on, now and into the future.

SDT	3
BRIDGE RECTIFIERS.....	3-4
JUNCTION FETs (JFET).....	5-7
MOSFETS	7
POWER BJTs.....	8-13
RECTIFIERS.....	14-17
SCHOTTKY DIODES AND RECTIFIERS	18-22
SMALL SIGNAL DIODES	23-25
SMALL SIGNAL TRANSISTORS	26-36
TRANSIENT VOLTAGE SUPPRESSORS (TVS).....	37-46
ZENER DIODES	47-51
STD LINEAR	51
COMPARATORS.....	51
LDOs.....	52
OPERATIONAL AMPLIFIERS	53
STANDARD REGULATORS.....	54-56
TIMERS	57
VOLTAGE DETECTORS	57
VOLTAGE STABILIZERS.....	57
VOLTAGE TO FREQUENCY CONVERTERS.....	57
PACKAGES	58
SURFACE MOUNT PACKAGES.....	58-63
THRU-HOLE PACKAGES.....	64-71

BRIDGE RECTIFIERS

Bridge Rectifiers			
Product Number	V_{RRM} Maximum Repetitive Reverse Voltage (V)	$I_{F(AV)}$ Average Rectified Forward Current (A)	V_{FM} Maximum Instantaneous Forward Voltage (V)
DIP			
DF005M	50	1.5	1.1
DF01M	100	1.5	1.1
DF02M	200	1.5	1.1
DF04M	400	1.5	1.1
DF06M	600	1.5	1.1
DF08M	800	1.5	1.1
DF10M	1000	1.5	1.1
GBPC			
GBPC12005	50	12	1.1
GBPC GBPC-W			
GBPC1201	100	12	1.1
GBPC1202	200	12	1.1
GBPC1204	400	12	1.1
GBPC1206	600	12	1.1
GBPC1208	800	12	1.1
GBPC1210	1000	12	1.1
GBPC15005	50	15	1.1
GBPC1501	100	15	1.1
GBPC1502	200	15	1.1
GBPC1504	400	15	1.1
GBPC1506	600	15	1.1
GBPC1508	800	15	1.1
GBPC1510	1000	15	1.1
GBPC25005	50	25	1.1
GBPC2501	100	25	1.1
GBPC2502	200	25	1.1
GBPC2504	400	25	1.1
GBPC2506	600	25	1.1
GBPC2508	800	25	1.1
GBPC2510	1000	25	1.1
GBPC35005	50	35	1.1
GBPC3501	100	35	1.1
GBPC3502	200	35	1.1
GBPC3504	400	35	1.1
GBPC3506	600	35	1.1
GBPC3508	800	35	1.1
GBPC3510	1000	35	1.1
GBU			
GBU4A	50	4	1
GBU4B	100	4	1
GBU4D	200	4	1
GBU4G	400	4	1
GBU4J	600	4	1
GBU4K	800	4	1
GBU4M	1000	4	1
GBU6A	50	6	1
GBU6B	100	6	1
GBU6D	200	6	1
GBU6G	400	6	1
GBU6J	600	6	1
GBU6K	800	6	1
GBU6M	1000	6	1
GBU8A	50	8	1

Bridge Rectifiers			
Product Number	V_{RRM} Maximum Repetitive Reverse Voltage (V)	$I_{F(AV)}$ Average Rectified Forward Current (A)	V_{FM} Maximum Instantaneous Forward Voltage (V)
GBU8B	100	8	1
GBU8D	200	8	1
GBU8G	400	8	1
GBU8J	600	8	1
GBU8K	800	8	1
GBU8M	1000	8	1
KBL			
KBL005	50	4	1.1
KBL01	100	4	1.1
KBL02	200	4	1.1
KBL04	400	4	1.1
KBL06	600	4	1.1
KBL08	800	4	1.1
KBL10	1000	4	1.1
KBPM			
2KBP005M	50	2	1.1
2KBP01M	100	2	1.1
2KBP02M	200	2	1.1
2KBP04M	400	2	1.1
2KBP06M	600	2	1.1
2KBP08M	800	2	1.1
2KBP10M	1000	2	1.1
3N246	50	1.5	1.3
3N247	100	1.5	1.3
3N248	200	1.5	1.3
3N249	400	1.5	1.3
3N250	600	1.5	1.3
3N251	800	1.5	1.3
3N253	50	2	1.1
3N254	100	2	1.1
3N255	200	2	1.1
3N256	400	2	1.1
3N257	600	2	1.1
3N258	800	2	1.1
3N259	1000	2	1.1
KBP005M	50	1.5	1.3
KBP01M	100	1.5	1.3
KBP02M	200	1.5	1.3
KBP04M	400	1.5	1.3
KBP06M	600	1.5	1.3
KBP08M	800	1.5	1.3
KBP10M	1000	1.5	1.3
KBU			
KBU4A	50	4	1
KBU4B	100	4	1
KBU4D	200	4	1
KBU4G	400	4	1
KBU4J	600	4	1
KBU4K	800	4	1
KBU4M	1000	4	1
KBU6A	50	6	1
KBU6B	100	6	1
KBU6D	200	6	1

Bridge Rectifiers (continued)			
Product Number	V_{RRM} Maximum Repetitive Reverse Voltage (V)	$I_{F(AV)}$ Average Rectified Forward Current (A)	V_{FM} Maximum Instantaneous Forward Voltage (V)
KBU6G	400	6	1
KBU6J	600	6	1
KBU6K	800	6	1
KBU6M	1000	6	1
KBU8A	50	8	1
KBU8B	100	8	1
KBU8D	200	8	1
KBU8G	400	8	1
KBU8J	600	8	1
KBU8K	800	8	1
KBU8M	1000	8	1
SDIP			
DF005S	50	1.5	1.1
DF01S	100	1.5	1.1
DF02S	200	1.5	1.1
DF04S	400	1.5	1.1
DF06S	600	1.5	1.1
DF08S	800	1.5	1.1
DF10S	1000	1.5	1.1
SOIC			
MB1S	100	0.5	1
MB2S	200	0.5	1
MB4S	400	0.5	1
MB6S	600	0.5	1
MB8S	800	0.5	1

JUNCTION FET(JFET)

Junction FET(JFET)														
Product Number	BV _{GDS} (V)	P _D Power Dissipation (mW)	V _{G5(off)}					I _{DSS}			GFS		R _{DS} (Ω)	I _{D(off)} (μA)
			Min (V)	Typ. (V)	Max. (V)	@ I _D (μA)	@ V _{DS} (V)	Min. (mA)	Max. (mA)	@ V _{DS} (V)	Min. (mS)	Max. (mS)		
SOT-23 N-Channel														
MMBF5484	25	225	0.3	-	3	0.01	15	1	5	15	3	6	-	-
MMBFJ210	25	225	1	-	3	0.001	15	2	15	15	4	12	-	-
MMBF5485	25	225	0.5	-	4	0.01	15	4	10	15	3.5	7	-	-
MMBFJ309	25	350	1	-	4	0.001	10	12	30	10	10	20	-	-
MMBFJ211	25	225	2.5	-	4.5	0.001	15	7	20	15	6	12	-	-
MMBF5457	25	350	0.5	-	6	0.01	15	1	5	15	1	5	-	-
MMBF5486	25	225	2	-	6	0.01	15	8	20	15	4	8	-	-
MMBFJ212	25	225	4	-	6	0.001	15	15	40	15	7	12	-	-
MMBFJ310	25	350	2	-	6.5	0.001	10	24	60	10	8	18	-	-
MMBF5458	25	350	1	-	7	0.01	15	2	9	15	1.5	5.5	-	-
MMBF5459	25	350	2	-	8	0.01	15	4	16	15	2	6	-	-
MMBF4393	30	350	0.5	-	3	0.001	20	5	30	20	-	-	100	0.0001
MMBF4392	30	350	2	-	5	0.001	20	25	75	20	-	-	60	0.0001
MMBF4416	30	225	2.5	-	6	0.001	15	5	15	15	-	-	-	-
MMBF4391	30	350	4	-	10	0.001	20	50	150	20	-	-	30	0.0001
MMBFJ113	35	350	0.5	-	3	1	5	2	-	15	-	-	100	0.001
MMBFJ112	35	350	1	-	5	1	5	5	-	15	-	-	50	0.001
MMBF4416A	35	225	2.5	-	6	0.001	15	5	15	15	4.5	7.5	-	-
MMBFJ111	35	350	3	-	10	1	5	20	-	15	-	-	30	0.001
MMBFJ201	40	350	0.3	-	1.5	0.01	20	0.2	1	20	-	-	-	-
MMBF4117	40	225	0.6	-	1.8	0.001	10	0.03	0.09	10	0.07	0.21	-	-
MMBF5103	40	350	1.2	-	2.7	0.001	15	10	40	15	7.5	15	-	-
MMBF4118	40	225	1	-	3	0.001	10	0.08	0.24	10	0.08	0.25	-	-
MMBFJ202	40	350	0.8	-	4	0.01	20	0.9	4.5	20	-	-	-	-
BSR58	40	250	0.8	-	4	0.001	15	8	80	15	-	-	60	-
MMBF4093	40	350	1	-	5	0.001	20	8	-	20	-	-	80	0.0002
MMBF4119	40	225	2	-	6	0.001	10	0.2	0.6	10	0.1	0.33	-	-
BSR57	40	250	2	-	6	500	15	20	100	15	-	-	-	-
MMBF4092	40	350	2	-	7	0.001	20	15	-	20	-	-	50	0.0002
MMBF4091	40	350	5	-	10	0.001	20	30	-	20	-	-	30	0.0002
BSR56	40	250	4	-	10	0.001	15	50	-	15	-	-	25	-
SOT-23 P-Channel														
MMBFJ270	30	225	0.5	-	2	0.001	15	2	15	15	6000	15000	-	-
MMBFJ177	30	225	0.8	-	2.5	0.01	15	1.5	20	15	-	-	300	-
MMBFJ176	30	225	1	-	4	0.01	15	2	25	15	-	-	250	-
MMBFJ271	30	225	1.5	-	4.5	0.001	15	6	50	15	8000	18000	-	-
MMBFJ175	30	225	3	-	6	0.01	15	7	60	15	-	-	125	-
MMBF5460	40	225	0.75	-	6	1	15	1	5	15	1	4	-	-
MMBF5461	40	225	1	-	7.5	1	15	2	9	15	1.5	5	-	-
MMBF5462	40	225	1.8	-	9	1	15	4	16	15	2	6	-	-
SuperSOT N-Channel														
MMBF5434	25	350	1	-	4	0.003	5	30	-	15	-	-	-	-
MMBFJ108	25	350	3	-	10	0.01	15	80	-	15	-	-	8	-

Junction FET(JFET) (continued)														
Product Number	BV _{GDS} (V)	P _D Power Dissipation (mW)	V _{GS(off)}					I _{DSS}			GFS		R _{DS} (Ω)	I _{D(off)} (μA)
			Min (V)	Typ. (V)	Max. (V)	@ I _D (μA)	@ V _{DS} (V)	Min. (mA)	Max. (mA)	@ V _{DS} (V)	Min. (mS)	Max. (mS)		
TO-92 N-Channel														
J300	25	350	-	-	-	-	-	6	30	10	-	-	-	-
2N5555	25	350	-	-	-	-	-	15	-	15	-	-	150	0.01
2N5484	25	350	0.3	-	3	0.01	15	1	5	15	3	6	-	-
J210	25	350	1	-	3	0.001	-	2	15	15	4	12	-	-
2N5485	25	350	0.5	-	4	0.01	15	4	10	15	3.5	7	-	-
J110	25	625	0.5	-	4	0.01	15	10	-	15	-	-	18	-
J309	25	625	1	-	4	0.001	10	12	30	10	10	20	-	-
PN5434	25	350	1	-	4	0.003	5	30	-	15	-	-	10	0.0002
J211	25	350	2.5	-	4.5	0.001	15	7	20	15	6	12	-	-
J107	25	625	0.5	-	4.5	1	5	100	-	15	-	-	8	0.003
2N5457	25	625	0.5	-	6	0.01	15	1	5	15	1	5	-	-
2N5486	25	350	2	-	6	0.01	15	8	20	15	4	8	-	-
J212	25	350	4	-	6	0.001	15	15	40	15	7	12	-	-
J109	25	625	2	-	6	0.01	15	40	-	15	-	-	12	-
J106	25	625	2	-	6	1	5	200	-	15	-	-	6	0.003
J310	25	625	2	-	6.5	0.001	10	24	60	10	8	18	-	-
2N5458	25	625	1	-	7	0.01	15	2	9	15	1.5	5.5	-	-
2N3819	25	350	-	-	8	0.002	15	2	20	15	2	6.5	-	-
MPF102	25	350	-	-	8	0.002	15	2	20	15	2	7.5	-	-
2N5459	25	625	2	-	8	0.01	15	4	16	15	2	6	-	-
J108	25	625	3	-	10	0.01	15	80	-	15	-	-	8	-
PN5432	25	350	4	-	10	0.003	5	150	-	15	-	-	5	0.0002
J105	25	625	4.5	-	10	1	5	500	-	15	-	-	3	0.003
BF247A	25	625	0.6	-	14.5	0.01	15	60	140	15	8	-	-	-
J305	30	350	0.5	-	3	0.001	15	1	8	15	-	-	-	-
2N5953	30	-	0.8	-	3	0.1	15	2.5	5	15	-	-	-	-
PN4393	30	625	0.5	-	3	0.001	20	5	30	20	-	-	100	0.0001
2N5952	30	350	1.3	-	3.5	0.1	15	4	8	15	2	6.5	-	-
2N5246	30	350	0.5	-	4	0.01	15	1.5	7	15	-	-	-	-
PN4392	30	625	2	-	5	0.001	20	25	75	20	-	-	60	0.0001
2N5245	30	350	1	-	6	0.01	15	5	15	15	4.5	11	-	-
J304	30	350	2	-	6	0.001	15	5	15	15	-	-	-	-
2N5950	30	350	2.5	-	6	0.1	15	10	15	15	-	-	-	-
BF256B	30	350	0.5	-	7.5	0.2	15	6	13	15	4.5	-	-	-
BF256C	30	350	0.5	-	7.5	0.2	15	11	18	15	4.5	-	-	-
BF245A	30	350	0.5	-	8	0.01	15	2	6.5	15	3	6.5	-	-
BF245B	30	350	0.5	-	8	0.01	15	6	15	15	3	6.5	-	-
BF245C	30	350	0.5	-	8	0.01	15	12	25	15	3	6.5	-	-
2N5639	30	625	-	-	8	-	-	25	-	20	-	-	60	0.001
PN4391	30	625	4	-	10	0.001	20	50	150	20	-	-	30	0.0001
2N5638	30	625	-	-	12	-	-	50	-	20	-	-	30	0.001
BF246A	30	625	0.6	-	14.5	0.01	15	30	80	15	8	-	-	-
J113	35	625	0.5	-	3	1	5	2	-	15	-	-	100	0.001
J112	35	625	1	-	5	1	5	5	-	15	-	-	50	0.001

JUNCTION FET(JFET) & MOSFETS

Junction FET(JFET) (continued)														
Product Number	BV _{GDS} (V)	P _D Power Dissipation (mW)	V _{GS(off)}					I _{DSS}			GFS		R _{DS} (Ω)	I _{D(off)} (μA)
			Min (V)	Typ. (V)	Max. (V)	@ I _b (μA)	@ V _{DS} (V)	Min. (mA)	Max. (mA)	@ V _{DS} (V)	Min. (mS)	Max. (mS)		
J111	35	625	3	-	10	1	5	20	-	15	-	-	30	0.001
J201	40	625	0.3	-	1.5	0.01	20	0.2	1	20	-	-	-	-
PF5102	40	625	0.7	-	1.6	0.001	15	4	20	15	3.5	-	-	-
PN4117	40	350	0.6	-	1.8	0.001	10	0.03	0.09	10	0.07	0.21	-	-
PN4117A	40	350	0.6	-	1.8	0.001	10	0.03	0.09	10	0.07	0.21	-	-
PN4118	40	350	1	-	3	0.001	10	0.08	0.24	10	0.08	0.25	-	-
J202	40	625	0.8	-	4	0.01	20	0.9	4.5	20	-	-	-	-
PN4093	40	625	1	-	5	0.001	20	8	-	20	-	-	80	0.0002
PN4092	40	625	2	-	7	0.001	20	15	-	20	-	-	50	0.0002
U1898	40	625	2	-	7	0.001	20	15	-	20	-	-	50	-
PN4091	40	625	5	-	10	0.001	20	30	-	20	-	-	30	0.0002
U1897	40	625	5	-	10	0.001	20	30	-	20	-	-	30	-
TO-92 P-Channel														
2N3820	20	350	-	-	8	0.01	10	0.3	15	10	0.8	5	-	-
J270	30	350	0.5	-	2	0.001	15	2	15	15	6	15	-	-
J177	30	350	0.8	-	2.5	0.01	15	1.5	20	15	-	-	300	-
J176	30	350	1	-	4	0.01	15	2	25	15	-	-	250	-
J271	30	350	1.5	-	4.5	0.001	15	6	50	15	8	18	-	-
P1087	30	350	-	-	5	1	15	5	-	20	-	-	150	0.01
J175	30	350	3	-	6	0.01	15	7	60	15	-	-	125	-
P1086	30	350	-	-	10	1	15	10	-	20	-	-	75	0.01
J174	30	350	5	-	10	0.01	15	20	100	15	-	-	85	-
2N5460	40	350	0.75	-	6	1	15	1	5	15	1	4	-	-
2N5461	40	350	1	-	7.5	1	15	2	9	15	1.5	5	-	-
2N5462	40	350	1.8	-	9	1	15	4	16	15	2	6	-	-

MOSFETs												
Product Number	Polarity	BV _{DSS} Min. (V)	Configuration	R _{DS(ON)} Max. (Ω) @ V _{GS} =				Qg Typ. (nC) @ V _{GS} =5V	I _b (A)	P _D (W)	Package	
				10V	4.5V	2.5V	1.8V					
2N7002DW	N	60	Dual	13.5	7.5@5V	-	-	-	0.115	0.2	SC70	
2N7002V	N	60	Dual	13.5	7.5	-	-	-	0.28	0.25	SC89	
2N7002VA	N	60	Dual	13.5	7.5	-	-	-	0.28	0.25	SC89	
BSS138	N	50	Single	3.5	6	-	-	1.7	0.22	0.36	SOT-23	
NDS7002A	N	60	Single	2	3	-	-	1.7	0.28	0.3	SOT-23	
2N7002K	N	60	Single	2	4	-	-	-	0.115	0.35	SOT-23	
2N7002MTF	N	60	Single	5	-	-	-	-	0.115	0.2	SOT-23	
MMBF170	N	60	Single	5	-	-	-	1.7	0.5	0.3	SOT-23	
2N7002	N	60	Single	7.5	7.5	-	-	1.7	0.12	0.2	SOT-23	
BSS123	N	100	Single	6	10	-	-	1.7	0.17	0.36	SOT-23	
BSS84	P	-50	Single	10	-	-	-	0.9	0.13	0.36	SOT-23	
NDS0605	P	-60	Single	5	-	-	-	1.8	0.18	0.36	SOT-23	
NDS0610	P	-60	Single	10	20	-	-	1.8	0.12	0.36	SOT-23	
2N7002W	N	60	Single	-	-	-	-	-	0.115	0.2	SOT-323	
2N7002T	N	60	Single	-	-	-	-	-	0.115	0.2	SOT-523F	
BS270	N	60	Single	2	-	-	-	-	0.4	0.63	TO-92	
2N7000BU	N	60	Single	5	-	-	-	-	0.2	0.4	TO-92	
2N7000TA	N	60	Single	5	-	-	-	-	0.2	0.4	TO-92	
BS170	N	60	Single	5	-	-	-	-	0.2	0.83	TO-92	
2N7000	N	60	Single	5	5	-	-	-	0.2	0.4	TO-92	

Power BJT														
Product Number	Configuration	Function	V_{CBO} (V)	V_{CEO} (V)	V_{EBO} (V)	I_C (A)	P_C (W)	h_{FE}			$V_{CE(sat)}$		t_{STG} (μ s)	t_F (μ s)
								Min.	Max.	@ I_C (A)	Typ. (V)	Max. (V)		
SOT-223														
NZT902	NPN	General Purpose Amplifier	120	–	5	3	1	25	–	2	–	0.05	–	–
TO-126														
2SA1381	PNP	General Purpose	300	300	5	0.1	7	40	320	0.01	–	0.6	–	–
2SC3503	NPN	General Purpose	300	300	5	0.1	7	40	320	0.01	–	0.6	–	–
BD135	NPN	General Purpose	45	45	5	1.5	12.5	40	250	0.15	–	0.5	–	–
BD136	PNP	General Purpose	45	45	5	1.5	12.5	40	250	0.15	–	0.5	–	–
BD137	NPN	General Purpose	60	60	5	1.5	12.5	40	250	0.15	–	0.5	–	–
BD138	PNP	General Purpose	60	60	5	1.5	12.5	40	250	0.15	–	0.5	–	–
BD139	NPN	General Purpose	80	80	5	1.5	12.5	40	250	0.15	–	0.5	–	–
BD140	PNP	General Purpose	80	80	5	1.5	12.5	40	250	0.15	–	0.5	–	–
BD159	NPN	General Purpose	375	350	5	0.5	20	30	240	0.05	–	–	–	–
BD175	NPN	General Purpose	45	45	5	3	30	40	250	0.15	–	0.8	–	–
BD176	PNP	General Purpose	45	45	5	3	30	40	250	0.15	–	0.8	–	–
BD179	NPN	General Purpose	80	80	5	3	30	40	250	0.15	–	0.8	–	–
BD233	NPN	General Purpose	45	45	5	2	25	40	–	0.15	–	0.6	–	–
BD235	NPN	General Purpose	60	60	5	2	25	40	–	0.15	–	0.6	–	–
BD236	PNP	General Purpose	60	60	5	2	25	40	–	0.15	–	0.6	–	–
BD237	NPN	General Purpose	100	80	5	2	25	40	–	0.15	–	0.6	–	–
BD238	PNP	General Purpose	100	80	5	2	25	40	–	0.15	–	0.6	–	–
BD433	NPN	General Purpose	22	22	5	4	36	40	–	0.01	0.2	0.5	–	–
BD434	PNP	General Purpose	22	22	5	4	36	40	–	0.01	0.2	0.5	–	–
BD435	NPN	General Purpose	32	32	5	4	36	40	–	0.01	0.2	0.5	–	–
BD436	PNP	General Purpose	32	32	5	4	36	40	–	0.01	0.2	0.5	–	–
BD437	NPN	General Purpose	45	45	5	4	36	30	–	0.01	0.2	0.6	–	–
BD438	PNP	General Purpose	45	45	5	4	36	30	–	0.01	0.2	0.6	–	–
BD439	NPN	General Purpose	60	60	5	4	36	20	–	0.01	–	0.8	–	–
BD440	PNP	General Purpose	60	60	5	4	36	20	–	0.01	–	0.8	–	–
BD441	NPN	General Purpose	80	80	5	4	36	15	–	0.01	–	0.8	–	–
BD442	PNP	General Purpose	80	80	5	4	36	15	–	0.01	–	0.8	–	–
BD675A	NPN	Darlington	45	45	5	4	14	750	–	2	–	2.8	–	–
BD676A	PNP	Darlington	45	45	5	4	14	750	–	2	–	2.8	–	–
BD677A	NPN	Darlington	60	60	5	4	14	750	–	2	–	2.8	–	–
BD678A	PNP	Darlington	60	60	5	4	14	750	–	2	–	2.8	–	–
BD679A	NPN	Darlington	80	80	5	4	14	750	–	2	–	2.8	–	–
BD680A	PNP	Darlington	80	80	5	4	14	750	–	2	–	2.8	–	–
BD681	NPN	Darlington	100	100	5	4	14	750	–	1.5	–	2.5	–	–
BD682	PNP	Darlington	100	100	5	4	14	750	–	1.5	–	2.5	–	–
FJE3303	NPN	Switching	700	400	9	1.5	20	8	21	0.5	–	0.5	4	0.7
FJE5304D	NPN	Switching	700	400	12	4	30	8	40	2	–	0.7	–	–
KSA1142	PNP	General Purpose	180	180	5	0.1	8	100	320	0.01	0.16	0.5	–	–
KSA1381	PNP	General Purpose	300	300	5	0.1	7	40	320	0.01	–	0.6	–	–
KSB1151	PNP	General Purpose	60	60	7	5	20	100	400	2	0.1	0.3	–	–
KSB744A	PNP	General Purpose	70	60	5	3	10	60	320	0.5	0.5	2	–	–
KSB772	PNP	General Purpose	40	30	5	3	10	60	400	1	0.3	0.5	–	–
KSC2258A	NPN	General Purpose	300	300	6	0.1	4	40	–	0.04	–	1.2	–	–

POWER BJT

Power BJT (continued)														
Product Number	Configuration	Function	V_{CBO} (V)	V_{CEO} (V)	V_{EBO} (V)	I_C (A)	P_C (W)	h_{FE}			$V_{CE(sat)}$		t_{STG} (μ s)	t_f (μ s)
								Min.	Max.	@ I_C (A)	Typ. (V)	Max. (V)		
KSC3503	NPN	General Purpose	300	300	5	0.1	7	40	320	0.01	–	0.6	–	–
KSC5026M	NPN	Switching	1100	800	7	1.5	20	10	40	0.1	–	2	3	0.3
KSD1691	NPN	General Purpose	60	60	7	5	20	100	400	2	0.1	0.3	–	–
KSD1692	NPN	Darlington	150	100	8	3	15	2000	20000	1.5	0.9	1.2	–	–
KSD882	NPN	General Purpose	40	30	5	3	10	60	400	1	0.3	0.5	–	–
KSD985	NPN	Darlington	150	60	8	1.5	10	2000	30000	1	–	1.5	–	–
KSE13003	NPN	Switching	700	400	9	1.5	20	8	40	0.5	–	0.5	4	0.7
KSE340	NPN	General Purpose	300	300	5	0.5	20	30	240	0.05	–	–	–	–
KSE350	PNP	General Purpose	300	300	5	0.5	20	30	240	0.05	–	–	–	–
KSE800	NPN	Darlington	60	60	5	4	14	750	–	1.5	–	2.5	–	–
MJE170	PNP	General Purpose	60	40	7	3	12.5	50	250	0.1	–	0.3	–	–
MJE172	PNP	General Purpose	100	80	7	3	12.5	50	250	0.1	–	0.3	–	–
MJE180	NPN	General Purpose	60	40	7	3	12.5	50	250	0.1	–	0.3	–	–
MJE181	NPN	General Purpose	80	60	7	3	12.5	50	250	0.1	–	0.3	–	–
MJE182	NPN	General Purpose	100	80	7	3	12.5	50	250	0.1	–	0.3	–	–
MJE200	NPN	General Purpose	40	25	8	5	15	45	180	2	–	0.75	–	–
MJE210	PNP	General Purpose	40	25	8	5	15	45	180	2	–	0.75	–	–
MJE340	NPN	General Purpose	300	300	5	0.5	20	30	240	0.05	–	–	–	–
MJE350	PNP	General Purpose	300	300	5	0.5	20	30	240	0.05	–	–	–	–
MJE800	NPN	Darlington	60	60	5	4	14	750	–	1.5	–	2.5	–	–
MJE803	NPN	Darlington	80	80	5	4	14	750	–	2	–	2.8	–	–
TO-220														
BD239A	NPN	General Purpose	70	60	5	2	30	15	–	1	–	0.7	–	–
BD239B	NPN	General Purpose	90	80	5	2	30	15	–	1	–	0.7	–	–
BD239C	NPN	General Purpose	115	100	5	2	30	15	–	1	–	0.7	–	–
BD240A	PNP	General Purpose	70	60	5	2	30	15	–	1	–	0.7	–	–
BD240B	PNP	General Purpose	90	80	5	2	30	15	–	1	–	0.7	–	–
BD240C	PNP	General Purpose	115	100	5	2	30	15	–	1	–	0.7	–	–
BD241B	NPN	General Purpose	90	80	5	3	40	10	–	3	–	1.2	–	–
BD241C	NPN	General Purpose	115	100	5	3	40	10	–	3	–	1.2	–	–
BD242B	PNP	General Purpose	90	80	5	3	40	10	–	3	–	1.2	–	–
BD242C	PNP	General Purpose	115	100	5	3	40	10	–	3	–	1.2	–	–
BD243B	NPN	General Purpose	80	80	5	6	65	30	–	0.3	–	1.5	–	–
BD243C	NPN	General Purpose	100	100	5	6	65	30	–	0.3	–	1.5	–	–
BD244A	PNP	General Purpose	60	60	5	6	65	30	–	0.3	–	1.5	–	–
BD244B	PNP	General Purpose	80	80	5	6	65	30	–	0.3	–	1.5	–	–
BD244C	PNP	General Purpose	100	100	5	6	65	30	–	0.3	–	1.5	–	–
BDW93C	NPN	Darlington	100	100	–	12	80	750	20000	5	–	2	–	–
BDW94	PNP	Darlington	45	45	–	12	80	750	20000	5	–	2	–	–
BDW94C	PNP	Darlington	100	100	–	12	80	750	20000	5	–	2	–	–
BDX33B	NPN	Darlington	80	80	–	10	70	750	–	3	–	2.5	–	–
BDX33C	NPN	Darlington	100	100	–	10	70	750	–	3	–	2.5	–	–
BDX34B	PNP	Darlington	80	80	–	10	70	750	–	3	–	2.5	–	–
BDX34C	PNP	Darlington	100	100	–	10	70	750	–	3	–	2.5	–	–
BDX53A	NPN	Darlington	60	60	5	8	60	750	–	3	–	2	–	–
BDX53B	NPN	Darlington	80	80	5	8	60	750	–	3	–	2	–	–
BDX53C	NPN	Darlington	100	100	5	8	60	750	–	3	–	2	–	–

Power BJT (continued)														
Product Number	Configuration	Function	V_{CBO} (V)	V_{CEO} (V)	V_{EBO} (V)	I_C (A)	P_C (W)	h_{FE}			$V_{CE(sat)}$		t_{STG} (μ s)	t_F (μ s)
								Min.	Max.	@ I_C (A)	Typ. (V)	Max. (V)		
BDX54A	PNP	Darlington	60	60	5	8	60	750	–	3	–	2	–	–
BDX54B	PNP	Darlington	80	80	5	8	60	750	–	3	–	2	–	–
BDX54C	PNP	Darlington	100	100	5	8	60	750	–	3	–	2	–	–
BU406	NPN	General Purpose	400	200	6	7	60	–	–	–	–	1	–	–
BU407	NPN	General Purpose	330	150	6	7	60	–	–	–	–	1	–	–
BU806	NPN	Darlington	400	200	6	8	60	–	–	–	–	1.5	–	–
BUT11	NPN	Switching	850	400	9	5	100	–	–	–	–	1.5	4	0.8
BUT11A	NPN	Switching	1000	450	9	5	100	–	–	–	–	1.5	4	0.8
D44C8	NPN	General Purpose	60	60	–	–	–	40	120	–	–	0.5	–	–
D44H11	NPN	Switching	–	80	5	10	50	60	–	2	–	1	0.5	0.14
D45C11	PNP	General Purpose	–	-80	–	-4	–	40	120	-0.2	–	-0.5	–	–
D45H11	PNP	Switching	–	80	5	10	50	60	–	2	–	1	0.5	0.1
D45H8	PNP	General Purpose	–	60	–	8	–	60	–	2	–	1	–	–
FJP13007	NPN	Switching	700	400	9	8	80	8	60	2	–	1	3	0.7
FJP13009	NPN	Switching	700	400	9	12	50	8	40	5	–	1	3	0.7
FJP3305	NPN	Switching	700	400	9	4	75	19	35	1	–	0.5	0.9	4
FJP3307D	NPN	–	700	400	9	8	80	8	40	–	–	3	3	0.7
FJP5027	NPN	Switching	1100	800	7	3	50	10	40	0.2	–	2	3	0.3
FJP5304D	NPN	Switching	700	400	12	4	70	8	40	2	–	0.7	0.6	0.1
FJP5321	NPN	Switching	800	500	7	5	100	15	40	0.6	–	1	6.5	0.3
FJP5554	–	Switching	1050	400	15	4	70	45	100	–	–	0.5	1.2	0.3
FJP5555	NPN	Switching	1050	400	14	5	75	20	40	0.8	–	0.5	2.5	0.3
FJP9100	NPN	Darlington	600	275	10	4	40	1000	5000	0.5	–	1.5	–	–
KSA1010	PNP	General Purpose	100	100	7	7	40	40	200	3	–	0.6	–	–
KSA473	PNP	General Purpose	30	30	5	3	10	70	240	0.5	0.3	0.8	–	–
KSA614	PNP	General Purpose	80	55	5	3	25	40	240	0.5	0.15	0.5	–	–
KSA940	PNP	General Purpose	150	150	5	1.5	25	40	140	0.5	–	1.5	–	–
KSB546	PNP	General Purpose	200	150	5	2	25	40	240	0.4	–	1	–	–
KSB596	PNP	General Purpose	80	80	5	4	30	40	240	0.5	1	1.7	–	–
KSC1173	NPN	General Purpose	30	30	5	3	10	70	240	0.5	0.3	0.8	–	–
KSC2073	NPN	General Purpose	150	150	5	1.5	25	40	140	0.5	–	1	–	–
KSC2333	NPN	Switching	500	400	7	2	15	20	80	0.1	–	1	2.5	1
KSC2334	NPN	General Purpose	150	100	7	7	40	40	240	3	–	0.6	–	–
KSC2335	NPN	Switching	500	400	7	7	40	20	80	1	–	1	2.5	1
KSC5027	NPN	Switching	1100	800	7	3	50	10	40	0.2	–	2	3	0.3
KSC5305D	NPN	Anti-Saturation	800	400	12	5	75	22	–	0.8	–	0.4	2	0.2
KSC5338D	NPN	Anti-Saturation	1000	450	12	5	75	6	–	2	0.47	0.75	2.2	0.15
KSC5402DT	NPN	Anti-Saturation	1000	450	12	2	30	14	–	0.4	0.25	0.6	0.65	0.175
KSC5502DT	NPN	Anti-Saturation	1200	600	12	2	50	15	40	0.2	0.31	0.8	2	0.2
KSC5603D	NPN	Anti-Saturation	1600	800	12	3	100	20	35	0.4	0.5	1.25	0.175	0.2
KSD363	NPN	General Purpose	300	120	8	6	40	40	240	1	–	1	–	–
KSD526	NPN	General Purpose	80	80	5	4	30	40	240	0.5	0.45	1.5	–	–
KSD560	NPN	Darlington	150	100	7	5	30	2000	15000	3	0.9	1.5	–	–
KSD880	NPN	General Purpose	60	60	7	3	30	60	300	0.5	0.4	1	–	–
KSE13003T	NPN	General Purpose	700	400	9	1.5	30	8	40	0.5	–	0.5	4	0.7
KSE44H	NPN	General Purpose	–	80	5	10	50	60	–	2	–	1	–	–
KSE45H	PNP	General Purpose	–	80	5	10	50	60	–	2	–	1	–	–

POWER BJT

Power BJT (continued)														
Product Number	Configuration	Function	V_{CBO} (V)	V_{CEO} (V)	V_{EBO} (V)	I_C (A)	P_C (W)	h_{FE}			$V_{CE(sat)}$		t_{STG} (μ s)	t_f (μ s)
								Min.	Max.	@ I_C (A)	Typ. (V)	Max. (V)		
MJE2955T	PNP	General Purpose	70	60	5	10	75	20	100	4	–	1.1	–	–
MJE3055T	NPN	General Purpose	70	60	5	10	75	20	100	4	–	1.1	–	–
TIP100	NPN	Darlington	60	60	5	8	80	1000	20000	3	–	2	–	–
TIP102	NPN	Darlington	100	100	5	8	80	1000	20000	3	–	2	–	–
TIP105	PNP	Darlington	60	60	5	8	80	1000	20000	3	–	2	–	–
TIP106	PNP	Darlington	80	80	5	8	80	1000	20000	3	–	2	–	–
TIP107	PNP	Darlington	100	100	5	8	80	1000	20000	3	–	2	–	–
TIP110	NPN	Darlington	60	60	5	2	50	500	–	2	–	2.5	–	–
TIP111	NPN	Darlington	80	80	5	2	50	500	–	2	–	2.5	–	–
TIP112	NPN	Darlington	100	100	5	2	50	500	–	2	–	2.5	–	–
TIP115	PNP	Darlington	60	60	5	2	50	500	–	2	–	2.5	–	–
TIP117	PNP	Darlington	100	100	5	2	50	500	–	2	–	2.5	–	–
TIP120	NPN	Darlington	60	60	5	5	65	1000	–	0.5	–	2	–	–
TIP121	NPN	Darlington	80	80	5	5	65	1000	–	0.5	–	2	–	–
TIP122	NPN	Darlington	100	100	5	5	65	1000	–	0.5	–	2	–	–
TIP125	PNP	Darlington	60	60	5	5	65	1000	–	0.5	–	2	–	–
TIP126	PNP	Darlington	80	80	5	5	65	1000	–	0.5	–	2	–	–
TIP127	PNP	Darlington	100	100	5	5	65	1000	–	0.5	–	2	–	–
TIP142T	NPN	Darlington	100	100	5	10	80	1000	–	5	–	2	–	–
TIP147T	PNP	Darlington	100	100	5	10	80	1000	–	5	–	2	–	–
TIP29	NPN	General Purpose	40	40	5	1	30	15	75	1	–	0.7	–	–
TIP29A	NPN	General Purpose	60	60	5	1	30	15	75	1	–	0.7	–	–
TIP29C	NPN	General Purpose	100	100	5	1	30	15	75	1	–	0.7	–	–
TIP30A	PNP	General Purpose	60	60	5	1	30	15	75	1	–	0.7	–	–
TIP30C	PNP	General Purpose	100	100	5	1	30	15	75	1	–	0.7	–	–
TIP31	NPN	General Purpose	40	40	5	3	40	10	50	3	–	1.2	–	–
TIP31A	NPN	General Purpose	60	60	5	3	40	10	50	3	–	1.2	–	–
TIP31B	NPN	General Purpose	80	80	5	3	40	10	50	3	–	1.2	–	–
TIP31C	NPN	General Purpose	100	100	5	3	40	10	50	3	–	1.2	–	–
TIP32	PNP	General Purpose	40	40	5	3	40	10	50	3	–	1.2	–	–
TIP32A	PNP	General Purpose	60	60	5	3	40	10	50	3	–	1.2	–	–
TIP32B	PNP	General Purpose	80	80	5	3	40	10	50	3	–	1.2	–	–
TIP32C	PNP	General Purpose	100	100	5	3	40	10	50	3	–	1.2	–	–
TIP41A	NPN	General Purpose	60	60	5	6	65	15	75	3	–	1.5	–	–
TIP41B	NPN	General Purpose	80	80	5	6	65	15	75	3	–	1.5	–	–
TIP41C	NPN	General Purpose	100	100	5	6	65	15	75	3	–	1.5	–	–
TIP42	PNP	General Purpose	40	40	5	6	65	15	75	3	–	1.5	–	–
TIP42B	PNP	General Purpose	80	80	5	6	65	15	75	3	–	1.5	–	–
TIP42C	PNP	General Purpose	100	100	5	6	65	15	75	3	–	1.5	–	–
TIP47	NPN	General Purpose	350	250	5	1	40	30	150	0.3	–	1	–	–
TIP48	NPN	General Purpose	400	300	5	1	40	30	150	0.3	–	1	–	–
TIP49	NPN	General Purpose	450	350	5	1	40	30	150	0.3	–	1	–	–
TIP50	NPN	General Purpose	500	400	5	1	40	30	150	0.3	–	1	–	–
TO-220AB														
FJP1943	PNP	General Purpose	–250	–250	–5	–17	–	55	160	–	–	–3	–	–
FJP5200	NPN	General Purpose	250	250	5	17	–	55	160	–	–	3	–	–
KSC5502	NPN	Switching	1200	600	12	2	50	15	40	0.2	0.09	0.8	–	–

Power BJT (continued)														
Product Number	Configuration	Function	V _{CBO} (V)	V _{CEO} (V)	V _{EB0} (V)	I _C (A)	P _C (W)	h _{FE}			V _{CE (sat)}		t _{STG} (μs)	t _F (μs)
								Min.	Max.	@ I _C (A)	Typ. (V)	Max. (V)		
TO-220F														
BDW94CF	PNP	Darlington	100	100	–	12	30	750	20000	5	–	2	–	–
BUT11AF	NPN	Switching	1000	450	9	5	40	–	–	–	–	1.5	4	0.8
FJPF13007	NPN	Switching	700	400	9	8	40	8	60	2	–	1	3	0.7
FJPF13009	NPN	Switching	700	400	9	12	50	8	40	5	–	1	3	0.7
FJPF1943	PNP	General Purpose	–250	–250	–5	–17	–	55	160	–	–	–3	–	–
FJPF3305	NPN	Switching	700	400	9	4	30	19	35	1	–	0.5	0.9	4
FJPF5021	NPN	Switching	800	500	7	5	40	15	50	0.6	–	1	3	0.3
FJPF5027	NPN	Switching	1100	800	7	3	40	10	40	0.2	–	2	3	0.3
FJPF5200	NPN	General Purpose	250	250	5	17	–	55	160	–	–	3	–	–
KSB1015	PNP	General Purpose	60	60	7	3	25	60	200	0.5	0.5	1	–	–
KSB1017	PNP	General Purpose	80	80	5	4	25	40	240	0.5	1	1.7	–	–
KSB1366	PNP	General Purpose	60	60	7	3	25	100	320	0.5	0.5	1	–	–
KSC3296	NPN	General Purpose	150	150	5	1.5	20	40	140	0.5	–	1.5	–	–
KSC5042F	NPN	Dynamic Focus	1500	900	5	0.1	6	30	–	0.01	–	5	–	–
KSC5305D	NPN	Anti-Saturation	800	400	12	5	75	22	–	0.8	–	0.4	2	0.2
KSD2012	NPN	General Purpose	60	60	7	3	25	100	320	0.5	0.4	1	–	–
KSD2058	NPN	General Purpose	60	60	7	3	25	60	300	0.5	–	1.5	–	–
TO-247/TO-3P/TO-3PF														
FJAF4210	PNP	Audio & Car Amp	200	140	6	10	80	50	180	3	–	0.5	–	–
FJAF4310	NPN	Audio & Car Amp	200	140	6	10	80	50	180	3	–	0.5	–	–
FJAF6810	NPN	Horizontal Deflection	1500	750	6	10	60	5	8	6	–	3	3	0.2
FJAF6810A	NPN	Horizontal Deflection	1550	750	6	10	60	5	8	6	–	3	–	–
FJAF6810D	NPN	Horizontal Deflection	1500	750	6	10	60	5	8	6	–	3	3	0.2
TIP147F	PNP	Darlington	100	100	5	10	60	1000	–	5	–	2	–	–
TO-251 (IPAK)														
KSH45H11	PNP	General Purpose	–	80	5	8	20	60	–	2	–	1	–	–
MJD31C	NPN	General Purpose	100	100	5	3	15	10	50	3	–	1.2	–	–
TO-252 (DPAK)														
FJD3076	NPN	General Purpose	40	32	5	2	10	130	390	0.5	0.5	0.8	–	–
FJD3305H1	NPN	Switching	700	400	9	4	1.1	19	28	1	–	0.5	–	0.9
FJD5304D	–	Switching	700	400	12	4	30	8	40	–	–	1.5	2.9	0.2
FJD5553	NPN	Switching	1050	400	–	–	–	–	–	–	–	0.5	–	–
FJD5555	NPN	Switching	1050	400	14	–	–	–	–	–	–	1.5	–	–
KSC5402D	NPN	Anti-Saturation	1000	450	12	2	50	14	–	0.4	0.25	0.6	0.65	0.175
KSC5502D	NPN	Anti-Saturation	1200	600	12	2	50	15	40	0.2	0.31	0.8	2	0.2
KSH112	NPN	Darlington	100	100	5	2	20	1000	12000	2	–	2	–	–
KSH117	PNP	Darlington	100	100	5	2	20	1000	12000	2	–	2	–	–
KSH122	NPN	Darlington	100	100	5	8	20	1000	12000	4	–	2	–	–
KSH127	PNP	Darlington	100	100	5	8	20	1000	12000	4	–	2	–	–
KSH200	NPN	General Purpose	40	25	8	5	12.5	45	180	2	–	0.3	–	–
KSH210	PNP	General Purpose	40	25	8	5	12.5	45	180	2	–	0.3	–	–
KSH2955	PNP	General Purpose	70	60	5	10	20	20	100	4	–	1.1	–	–
KSH29C	NPN	General Purpose	100	100	5	1	15	15	75	1	–	0.7	–	–
KSH30	PNP	General Purpose	40	40	5	1	15	15	75	1	–	0.7	–	–

POWER BJT

Power BJT (continued)														
Product Number	Configuration	Function	V _{CBO} (V)	V _{CEO} (V)	V _{EBO} (V)	I _C (A)	P _C (W)	h _{FE}			V _{CE(sat)}		t _{STG} (μs)	t _F (μs)
								Min.	Max.	@ I _C (A)	Typ. (V)	Max. (V)		
KSH3055	NPN	General Purpose	70	60	5	10	20	20	100	4	–	1.1	–	–
KSH31C	NPN	General Purpose	100	100	5	3	15	10	50	3	–	1.2	–	–
KSH32C	PNP	General Purpose	100	100	5	3	15	10	50	3	–	1.2	–	–
KSH41C	NPN	General Purpose	100	100	5	6	20	15	75	3	–	1.5	–	–
KSH42C	PNP	General Purpose	100	100	5	6	20	15	75	3	–	1.5	–	–
KSH44H11	NPN	General Purpose	–	80	5	8	20	60	–	2	–	1	–	–
KSH45H11	PNP	General Purpose	–	80	5	8	20	60	–	2	–	1	–	–
KSH47	NPN	General Purpose	350	250	5	1	15	30	150	0.3	–	1	–	–
KSH50	NPN	General Purpose	500	400	5	1	15	30	150	0.3	–	1	–	–
MJD112	NPN	Darlington	100	100	5	2	20	1000	12000	2	–	2	–	–
MJD117	PNP	Darlington	100	100	5	2	20	1000	12000	2	–	2	–	–
MJD122	NPN	Darlington	100	100	5	8	20	1000	12000	4	–	2	–	–
MJD127	PNP	Darlington	100	100	5	8	20	1000	12000	4	–	2	–	–
MJD210	PNP	General Purpose	40	25	8	5	12.5	45	180	2	–	0.3	–	–
MJD2955	PNP	General Purpose	70	60	5	10	20	20	100	4	–	1.1	–	–
MJD3055	NPN	General Purpose	70	60	5	10	20	20	100	4	–	1.1	–	–
MJD31C	NPN	General Purpose	100	100	5	3	15	10	50	3	–	1.2	–	–
MJD32C	PNP	General Purpose	100	100	5	3	15	10	50	3	–	1.2	–	–
MJD340	NPN	General Purpose	300	300	3	0.5	15	30	240	0.05	0.35	1	–	–
MJD41CTF	NPN	General Purpose	100	100	5	6	20	15	75	3	–	1.5	–	–
MJD44H11	NPN	General Purpose	–	80	5	8	20	60	–	2	–	1	–	–
MJD45H11	PNP	General Purpose	–	80	5	8	20	60	–	2	–	1	–	–
MJD47TF	NPN	General Purpose	350	250	5	1	15	30	150	0.3	–	1	–	–
MJD50TF	NPN	General Purpose	500	400	5	1	15	30	150	0.3	–	1	–	–
TO-262(I ² PAK)														
FJL5603D	NPN	Switching	1600	800	12	3	100	20	35	0.4	0.5	2.5	2.1	170
TO-264														
2SA1943	PNP	Audio & Car Amp	250	250	5	17	150	55	160	1	–	3	–	–
2SC5200	NPN	Audio & Car Amp	250	250	5	17	150	55	160	1	–	3	–	–
FJL4215	PNP	Audio & Car Amp	250	250	5	17	150	55	160	1	0.4	3	–	–
FJL4315	NPN	Audio & Car Amp	250	250	5	17	150	55	160	1	0.4	3	–	–
FJL6920	NPN	Horizontal Deflection	1700	800	6	20	200	6	9	11	–	3	3	0.2
TO-3P														
2SA1962	PNP	Audio & Car Amp	250	250	5	17	130	55	160	1	–	3	–	–
2SC5242	NPN	Audio & Car Amp	250	250	5	17	130	55	160	1	–	3	–	–
TO-3PN														
FJA13009	NPN	Switching	700	400	9	12	130	8	40	5	–	1	3	0.7
FJA3835	NPN	Audio & Car Amp	200	120	8	8	80	120	250	3	–	0.5	6.68	0.68
FJA4210	PNP	Audio & Car Amp	200	140	6	10	100	50	180	3	–	0.5	–	–
FJA4213	PNP	Audio & Car Amp	250	250	5	17	130	55	160	1	–	3	–	–
FJA4310	NPN	Audio & Car Amp	200	140	6	10	100	50	180	3	–	0.5	–	–
FJA4313	NPN	Audio & Car Amp	250	250	5	17	130	55	160	1	–	3	–	–
TIP147T	PNP	Darlington	100	100	5	10	80	1000	–	5	–	2	–	–
TO-92														
FJN13003	NPN	Switching	700	400	9	1.5	1.1	9	21	0.5	–	0.5	4	0.7
FJN3303	NPN	Switching	700	400	9	1.5	1.1	8	21	0.5	–	0.5	4	0.7

Rectifiers							
Product Number	Configuration	V_{RRM} Maximum Repetitive Reverse Voltage (V)	$I_{F(AV)}$ Average Rectified Forward Current (A)	V_{FM} Maximum Instantaneous Forward Voltage (V)	t_{rr} Maximum Reverse Recovery Time (ns)	I_{FSM} Non-Repetitive Peak Forward Surge Current (A)	I_{RM} Instantaneous Reverse Current (μ A)
DO-15							
1N5393	Single	200	1.5	1.4	–	50	5
1N5397	Single	600	1.5	1.4	–	50	5
EGP20A	Single	50	2	0.95	50	75	5
EGP20B	Single	100	2	0.95	50	75	5
EGP20C	Single	150	2	0.95	50	75	5
EGP20D	Single	200	2	0.95	50	75	5
EGP20F	Single	300	2	1.25	50	75	5
EGP20G	Single	400	2	1.25	50	75	5
EGP20J	Single	600	2	1.7	75	75	5
EGP20K	Single	800	2	1.7	75	75	5
DO-201AD							
1N5401	Single	100	3	1.2	–	200	5
1N5402	Single	200	3	1.2	–	200	5
1N5404	Single	400	3	1.2	–	200	5
1N5406	Single	600	3	1.2	–	200	5
1N5408	Single	1000	3	1.2	–	200	5
EGP30A	Single	50	3	0.95	50	125	5
EGP30B	Single	100	3	0.95	50	125	5
EGP30C	Single	150	3	0.95	50	125	5
EGP30D	Single	200	3	0.95	50	125	5
EGP30F	Single	300	3	1.25	50	125	5
EGP30G	Single	400	3	1.25	50	125	5
EGP30J	Single	600	3	1.7	75	125	5
EGP30K	Single	800	3	1.7	75	125	5
DO-214AA(SMB)							
ES2A	Single	50	2	0.95	20	50	10
ES2B	Single	100	2	0.95	20	50	10
ES2C	Single	150	2	0.95	20	50	10
ES2D	Single	200	2	0.95	20	50	10
S2A	Single	50	1.5	1.15	2000	50	1
S2B	Single	100	1.5	1.15	2000	50	1
S2D	Single	200	1.5	1.15	2000	50	1
S2G	Single	400	1.5	1.15	2000	50	1
S2J	Single	600	1.5	1.15	2000	50	1
S2K	Single	800	1.5	1.15	2000	50	1
S2M	Single	1000	1.5	1.15	2000	50	1
DO-214AB(SMC)							
ES3A	Single	50	3	0.95	20	100	10
ES3B	Single	100	3	0.95	20	100	10
ES3C	Single	150	3	0.95	20	100	10
ES3D	Single	200	3	0.95	20	100	10
ES3J	Single	600	3	1.7	20	100	10
S3A	Single	50	3	1.2	2500	100	5

RECTIFIERS

Rectifiers (continued)							
Product Number	Configuration	V_{RRM} Maximum Repetitive Reverse Voltage (V)	$I_{F(AV)}$ Average Rectified Forward Current (A)	V_{FM} Maximum Instantaneous Forward Voltage (V)	t_{rr} Maximum Reverse Recovery Time (ns)	I_{FSM} Non-Repetitive Peak Forward Surge Current (A)	I_{RM} Instantaneous Reverse Current (μ A)
S3B	Single	100	3	1.2	2500	100	5
S3D	Single	200	3	1.2	2500	100	5
S3G	Single	400	3	1.2	2500	100	5
S3J	Single	600	3	1.2	2500	100	5
S3K	Single	800	3	1.2	2500	100	5
S3M	Single	1000	3	1.2	2500	100	5
S3N	Single	1200	3	1.2	3000	100	-
DO-214AC(SMA)							
EGF1A	Single	50	1	1	50	30	10
EGF1B	Single	100	1	1	50	30	10
EGF1C	Single	150	1	1	50	30	10
EGF1D	Single	200	1	1	50	30	10
ES1A	Single	50	1	0.92	15	30	5
ES1B	Single	100	1	0.92	15	30	5
ES1C	Single	150	1	0.92	15	30	5
ES1D	Single	200	1	0.92	15	30	5
ES1F	Single	300	1	1.3	35	30	5
ES1G	Single	400	1	1.3	35	30	5
ES1H	Single	500	1	1.7	35	30	5
ES1J	Single	600	1	1.7	35	30	5
GF1A	Single	50	1	1	2000	30	5
GF1B	Single	100	1	1	2000	30	5
GF1D	Single	200	1	1	2000	30	5
GF1G	Single	400	1	1	2000	30	5
GF1J	Single	600	1	1	2000	30	5
GF1K	Single	800	1	1.2	2000	30	5
GF1M	Single	1000	1	1.2	2000	30	5
RGF1A	Single	50	1	1.3	150	30	5
RGF1B	Single	100	1	1.3	150	30	5
RGF1D	Single	200	1	1.3	150	30	5
RGF1G	Single	400	1	1.3	150	30	5
RGF1J	Single	600	1	1.3	250	30	5
RGF1K	Single	800	1	1.3	500	30	5
RGF1M	Single	1000	1	1.3	500	30	5
RS1A	Single	50	1	1.3	150	30	5
RS1B	Single	100	1	1.3	150	30	5
RS1D	Single	200	1	1.3	150	30	5
RS1G	Single	400	1	1.3	150	30	5
RS1J	Single	600	1	1.3	250	30	5
RS1K	Single	800	1	1.3	500	30	5
RS1M	Single	1000	1	1.3	500	30	5
S1A	Single	50	1	1.1	1800	40	1
S1B	Single	100	1	1.1	1800	40	1
S1D	Single	200	1	1.1	1800	40	1
S1G	Single	400	1	1.1	1800	40	1

Rectifiers (continued)							
Product Number	Configuration	V_{RRM} Maximum Repetitive Reverse Voltage (V)	$I_{F(AV)}$ Average Rectified Forward Current (A)	V_{FM} Maximum Instantaneous Forward Voltage (V)	t_{rr} Maximum Reverse Recovery Time (ns)	I_{FSM} Non-Repetitive Peak Forward Surge Current (A)	I_{RM} Instantaneous Reverse Current (μ A)
S1J	Single	600	1	1.1	1800	40	1
S1K	Single	800	1	1.1	1800	40	1
S1M	Single	1000	1	1.1	1800	40	1
DO-41							
1N4001	Single	50	1	1.1	–	30	5
1N4002	Single	100	1	1.1	–	30	5
1N4003	Single	200	1	1.1	–	30	5
1N4004	Single	400	1	1.1	–	30	5
1N4005	Single	600	1	1.1	–	30	5
1N4006	Single	800	1	1.1	–	30	5
1N4007	Single	1000	1	1.1	–	30	5
1N4934	Single	100	1	1.2	150	30	5
1N4935	Single	200	1	1.2	150	30	5
1N4936	Single	400	1	1.2	150	30	5
1N4937	Single	600	1	1.2	150	30	5
EGP10A	Single	50	1	1	50	30	5
EGP10B	Single	100	1	1	50	30	5
EGP10C	Single	150	1	1	50	30	5
EGP10D	Single	200	1	1	50	30	5
EGP10F	Single	300	1	1.25	50	30	5
EGP10G	Single	400	1	1.25	50	30	5
EGP10J	Single	600	1	1.7	75	30	5
EGP10K	Single	800	1	1.7	75	30	5
RGP10A	Single	50	1	1.3	150	30	5
RGP10B	Single	100	1	1.3	150	30	5
RGP10D	Single	200	1	1.3	150	30	5
RGP10G	Single	400	1	1.3	150	30	5
RGP10J	Single	600	1	1.3	250	30	5
RGP10K	Single	800	1	1.3	500	30	5
RGP10M	Single	1000	1	1.3	500	30	5
UF4001	Single	50	1	1	50	30	10
UF4002	Single	100	1	1	50	30	10
UF4003	Single	200	1	1	50	30	10
UF4004	Single	400	1	1	50	30	10
UF4005	Single	600	1	1.7	75	30	10
UF4006	Single	800	1	1.7	75	30	10
UF4007	Single	1000	1	1.7	75	30	10
TO-220AB							
FEP16BT	Common Cathode	100	16	0.975	35	200	10
FEP16BTA	Common Anode	100	16	0.975	35	200	10
FEP16CT	Common Cathode	150	16	0.975	35	200	10
FEP16CTA	Common Anode	150	16	0.975	35	200	10
FEP16DT	Common Cathode	200	16	0.975	35	200	10
FEP16DTA	Common Anode	200	16	0.975	35	200	10
FEP16DTD	Series	200	16	0.975	35	200	10

RECTIFIERS

Rectifiers (continued)							
Product Number	Configuration	V_{RRM} Maximum Repetitive Reverse Voltage (V)	$I_{F(AV)}$ Average Rectified Forward Current (A)	V_{FM} Maximum Instantaneous Forward Voltage (V)	t_{rr} Maximum Reverse Recovery Time (ns)	I_{FSM} Non-Repetitive Peak Forward Surge Current (A)	I_{RM} Instantaneous Reverse Current (μ A)
FEP16FT	Common Cathode	300	16	1.3	50	200	10
FEP16FTD	Series	300	16	1.3	50	200	10
FEP16GT	Common Cathode	400	16	1.3	50	200	10
FEP16GTA	Common Anode	400	16	1.3	50	200	10
FEP16GTD	Series	400	16	1.3	50	200	10
FEP16HT	Common Cathode	500	16	1.5	50	200	10
FEP16HTD	Series	500	16	1.5	50	200	10
FEP16JT	Common Cathode	600	16	1.5	50	200	10
FEP16JTA	Common Anode	600	16	1.5	50	200	10
FEP16JTD	Series	600	16	1.5	50	200	10
TO-220AC							
FES16CT	Single	150	16	0.975	35	250	10
FES16DT	Single	200	16	0.975	35	250	10
FES16DTR	Single	200	16	0.975	35	250	10
FES16FT	Single	300	16	1.3	50	250	10
FES16GT	Single	400	16	1.3	50	250	10

Schottky Diodes and Rectifiers									
Product Number	Function	Configuration	I_{FSM} (A)	Thermal Resistance $R_{\theta JA}$ ($^{\circ}C/W$)	V_{RRM} Maximum Repetitive Reverse Voltage (V)	$I_{F(AV)}$ Average Rectified Forward Current (A)	V_{FM} Maximum Instantaneous Forward Voltage (V)	Maximum Instantaneous Reverse Current I_{RM}	
								(μA)	@ V_R (V)
DO-201AD									
1N5820	Schottky Barrier Rectifier	Single	80	28	20	3	0.475	500	20
1N5821	Schottky Barrier Rectifier	Single	80	28	30	3	0.5	500	30
1N5822	Schottky Barrier Rectifier	Single	80	28	40	3	0.525	500	40
SB1245	Schottky Barrier Rectifier	Single	150	–	45	12	0.55	100	45
SB3100	Schottky Barrier Rectifier	Single	80	40	100	3	0.85	500	100
SB320	Schottky Barrier Rectifier	Single	80	40	20	3	0.5	500	20
SB330	Schottky Barrier Rectifier	Single	80	40	30	3	0.5	500	30
SB340	Schottky Barrier Rectifier	Single	80	40	40	3	0.5	500	40
SB350	Schottky Barrier Rectifier	Single	80	40	50	3	0.5	500	50
SB360	Schottky Barrier Rectifier	Single	80	40	60	3	0.74	500	60
SB380	Schottky Barrier Rectifier	Single	80	40	80	3	0.74	500	80
SB5100	Schottky Barrier Rectifier	Single	150	25	100	5	0.85	500	100
SB520	Schottky Barrier Rectifier	Single	150	25	20	5	0.55	500	20
SB530	Schottky Barrier Rectifier	Single	150	25	30	5	0.55	500	30
SB540	Schottky Barrier Rectifier	Single	150	25	40	5	0.55	500	40
SB550	Schottky Barrier Rectifier	Single	150	25	50	5	0.67	500	50
SB560	Schottky Barrier Rectifier	Single	150	25	60	5	0.67	500	60
SB580	Schottky Barrier Rectifier	Single	150	25	80	5	0.85	500	80
DO-214AA(SMB)									
MBRS130	Schottky Barrier Rectifier	Single	40	–	30	1	0.55	1000	30
MBRS130L	Schottky Barrier Rectifier	Single	40	–	30	1	0.395	1000	30
MBRS140	Schottky Barrier Rectifier	Single	40	–	40	1	0.6	1000	40
S210	Schottky Barrier Rectifier	Single	50	75	100	2	0.85	400	100
SS22	Schottky Barrier Rectifier	Single	50	75	20	2	0.5	400	20
SS23	Schottky Barrier Rectifier	Single	50	75	30	2	0.5	400	30
SS24	Schottky Barrier Rectifier	Single	50	75	40	2	0.5	400	40
SS25	Schottky Barrier Rectifier	Single	50	75	50	2	0.7	400	50
SS26	Schottky Barrier Rectifier	Single	50	75	60	2	0.7	400	60
SS28	Schottky Barrier Rectifier	Single	50	75	80	2	0.85	400	80
SS29	Schottky Barrier Rectifier	Single	50	75	90	2	0.85	400	90
DO-214AB(SMC)									
MBRS320	Schottky Barrier Rectifier	Single	80	–	20	3	0.5	2000	20
MBRS340	Schottky Barrier Rectifier	Single	80	–	40	3	0.525	2000	40
S310	Schottky Barrier Rectifier	Single	100	55	100	3	0.85	500	100
SS32	Schottky Barrier Rectifier	Single	100	55	20	3	0.5	500	20
SS33	Schottky Barrier Rectifier	Single	100	55	30	3	0.5	500	30
SS34	Schottky Barrier Rectifier	Single	100	55	40	3	0.5	500	40
SS35	Schottky Barrier Rectifier	Single	100	55	50	3	0.75	500	50
SS36	Schottky Barrier Rectifier	Single	100	55	60	3	0.75	500	60
SS38	Schottky Barrier Rectifier	Single	100	55	80	3	0.85	500	80
SS39	Schottky Barrier Rectifier	Single	100	55	90	3	0.85	500	90

SCHOTTKY DIODES AND RECTIFIERS

Schottky Diodes and Rectifiers (continued)									
Product Number	Function	Configuration	I_{FSM} (A)	Thermal Resistance $R_{\theta JA}$ ($^{\circ}C/W$)	V_{RRM} Maximum Repetitive Reverse Voltage (V)	$I_{F(AV)}$ Average Rectified Forward Current (A)	V_{FM} Maximum Instantaneous Forward Voltage (V)	Maximum Instantaneous Reverse Current	
								(μA)	@ V_R (V)
DO-214AC(SMA)									
FMKA130	Schottky Barrier Rectifier	Single	30	–	30	1	0.55	1000	30
FMKA130L	Schottky Barrier Rectifier	Single	30	–	30	1	0.41	1000	30
FMKA140	Schottky Barrier Rectifier	Single	30	–	40	1	0.6	1000	40
S100	Schottky Barrier Rectifier	Single	40	88	100	1	0.85	200	100
SS12	Schottky Barrier Rectifier	Single	40	88	20	1	0.5	200	20
SS13	Schottky Barrier Rectifier	Single	40	88	30	1	0.5	200	30
SS14	Schottky Barrier Rectifier	Single	40	88	40	1	0.5	200	40
SS15	Schottky Barrier Rectifier	Single	40	88	50	1	0.7	200	50
SS16	Schottky Barrier Rectifier	Single	40	88	60	1	0.7	200	60
SS18	Schottky Barrier Rectifier	Single	40	88	80	1	0.85	200	80
SS19	Schottky Barrier Rectifier	Single	40	88	90	1	0.85	200	90
DO-41									
1N5817	Schottky Barrier Rectifier	Single	25	80	20	1	0.45	500	20
1N5818	Schottky Barrier Rectifier	Single	25	80	30	1	0.55	500	30
1N5819	Schottky Barrier Rectifier	Single	25	80	40	1	0.6	500	40
SB1100	–	Single	30	80	100	1	0.85	500	100
SB120	Schottky Barrier Rectifier	Single	30	80	20	1	0.5	500	20
SB130	Schottky Barrier Rectifier	Single	30	80	30	1	0.5	500	30
SB140	Schottky Barrier Rectifier	Single	30	80	40	1	0.5	500	40
SB160	Schottky Barrier Rectifier	Single	30	80	60	1	0.7	500	60
SB180	Schottky Barrier Rectifier	Single	30	80	80	1	0.85	500	80
SOD-123									
MBR0520L	Schottky Barrier Rectifier	Single	5.5	340	20	0.5	0.385	250	20
MBR0530	Schottky Barrier Rectifier	Single	5.5	–	30	0.5	0.375	20	15
MBR0540	Schottky Barrier Rectifier	Single	5.5	206	40	0.5	0.51	20	40
SOD523F									
RB520S30	Schottky Diode	Single	–	500	30	0.2	0.6	1	10
RB521S30	Schottky Diode	Single	–	500	30	0.2	0.5	30	10
RB751S40	Schottky Diode	Single	0.5	500	40	0.03	0.37	0.5	10
SOD923									
BAS40SL	Schottky Diode	Single	–	550	40	0.1	–	0.2	40
BAS70SL	Schottky Diode	Single	0.1	550	70	0.07	–	0.2	70
RB751SL	Schottky Diode	Single	0.2	550	30	0.03	–	0.5	30
SOT-23									
BAR43	Schottky Diode	Single	0.75	430	30	0.2	1	0.5	25
BAR43C	Schottky Diode	Dual & Common Cathode	0.75	430	30	0.2	1	0.5	25
BAR43S	Schottky Diode	Dual Series	0.75	430	30	0.2	1	0.5	25
BAT54	Schottky Diode	Single	0.6	430	30	0.3	1	2	25
BAT54A	Schottky Diode	Dual & Common Anode	0.6	430	30	0.3	1	2	25

Schottky Diodes and Rectifiers (continued)									
Product Number	Function	Configuration	I_{FSM} (A)	Thermal Resistance $R_{\theta JA}$ ($^{\circ}C/W$)	V_{RRM} Maximum Repetitive Reverse Voltage (V)	$I_{F(AV)}$ Average Rectified Forward Current (A)	V_{FM} Maximum Instantaneous Forward Voltage (V)	I_{RM} Maximum Instantaneous Reverse Current	
								(μA)	@ V_R (V)
BAT54C	Schottky Diode	Dual & Common Cathode	0.6	430	30	0.3	1	2	25
BAT54S	Schottky Diode	Dual Series	0.6	430	30	0.3	1	2	25
FYV0704S	Schottky Barrier Rectifier	Single	8	250	40	0.75	0.48	100	40
SOT-323									
BAT54CWT1G	Schottky Diode	Dual & Common Cathode	0.6	430	30	0.2	0.8	2	25
BAT54SWT1G	Schottky Diode	Dual Series	0.6	430	30	0.2	0.8	2	25
TO-220									
FYP1004DN	Schottky Barrier Rectifier	Dual & Common Cathode	80	–	40	10	0.55	1000	40
FYP1010DN	Schottky Barrier Rectifier	Dual & Common Cathode	100	–	100	10	0.75	1000	100
FYP2006DN	Schottky Barrier Rectifier	Dual & Common Cathode	200	–	60	20	0.58	1000	60
FYP2010DN	Schottky Barrier Rectifier	Dual & Common Cathode	150	–	100	20	0.77	100	100
MBRP1545N	Schottky Barrier Rectifier	Dual & Common Cathode	150	–	45	15	0.8	1000	45
MBRP2045N	Schottky Barrier Rectifier	Dual & Common Cathode	150	–	45	20	0.8	1000	45
MBRP3010N	Schottky Barrier Rectifier	Dual & Common Cathode	250	–	100	30	1.05	1000	100
MBRP3045N	Schottky Barrier Rectifier	Dual & Common Cathode	200	–	45	30	0.8	1000	45
MBRP745	Schottky Barrier Rectifier	Single	150	–	45	7.5	0.65	1000	45
TO-220AB									
MBR1535CT	Schottky Barrier Rectifier	Dual & Common Cathode	150	60	35	15	0.84	100	35
MBR1545CT	Schottky Barrier Rectifier	Dual & Common Cathode	150	60	45	15	0.84	100	45
MBR1550CT	Schottky Barrier Rectifier	Dual & Common Cathode	150	60	50	15	0.75	1000	50
MBR1560CT	Schottky Barrier Rectifier	Dual & Common Cathode	150	60	60	15	0.75	1000	60
MBR20150CT	Schottky Rectifier	Dual & Common Cathode	150	62	150	20	0.85	200	150
MBR20200CT	Schottky Rectifier	Dual & Common Cathode	150	62	200	20	0.9	200	200

SCHOTTKY DIODES AND RECTIFIERS

Schottky Diodes and Rectifiers (continued)									
Product Number	Function	Configuration	I_{FSM} (A)	Thermal Resistance $R_{\theta JA}$ ($^{\circ}C/W$)	V_{RRM} Maximum Repetitive Reverse Voltage (V)	$I_{F(AV)}$ Average Rectified Forward Current (A)	V_{FM} Maximum Instantaneous Forward Voltage (V)	Maximum Instantaneous Reverse Current	
								(μA)	@ V_R (V)
MBR2035CT	Schottky Barrier Rectifier	Dual & Common Cathode	150	60	35	20	0.84	100	35
MBR2045CT	Schottky Barrier Rectifier	Dual & Common Cathode	150	60	45	20	0.84	100	45
MBR2050CT	Schottky Barrier Rectifier	Dual & Common Cathode	150	60	50	20	0.95	150	50
MBR2060CT	Schottky Barrier Rectifier	Dual & Common Cathode	150	60	60	20	0.95	150	60
MBR2535CT	Schottky Barrier Rectifier	Dual & Common Cathode	200	60	35	25	0.82	200	35
MBR2545CT	Schottky Barrier Rectifier	Dual & Common Cathode	200	60	45	25	0.82	200	45
MBR2550CT	Schottky Barrier Rectifier	Dual & Common Cathode	200	60	50	25	0.75	200	50
MBR2560CT	Schottky Barrier Rectifier	Dual & Common Cathode	200	60	60	25	0.75	200	60
TO-220AC									
MBR1035	Schottky Barrier Rectifier	Single	150	60	35	10	0.84	100	35
MBR1045	Schottky Barrier Rectifier	Single	150	60	45	10	0.84	100	45
MBR1050	Schottky Barrier Rectifier	Single	150	60	50	10	0.8	100	50
MBR1060	Schottky Barrier Rectifier	Single	150	60	60	10	0.8	100	60
MBR1645	Schottky Barrier Rectifier	Single	150	60	45	16	0.63	200	45
MBR1660	Schottky Barrier Rectifier	Single	150	60	60	16	0.75	1000	60
MBR735	Schottky Barrier Rectifier	Single	150	60	35	7.5	0.84	100	35
MBR745	Schottky Barrier Rectifier	Single	150	60	45	7.5	0.84	100	45
MBR750	Schottky Barrier Rectifier	Single	150	60	50	7.5	0.75	500	50
MBR760	Schottky Barrier Rectifier	Single	150	60	60	7.5	0.75	500	60
TO-220F									
FYPF1010DN	Schottky Barrier Rectifier	Dual & Common Cathode	100	–	100	10	0.75	1000	100
FYPF1545DN	Schottky Barrier Rectifier	Dual & Common Cathode	100	–	45	15	0.55	1000	45
FYPF2004DN	Schottky Barrier Rectifier	Dual & Common Cathode	150	–	40	20	0.55	1000	40
FYPF2006DN	Schottky Barrier Rectifier	Dual & Common Cathode	200	–	60	20	0.58	1000	60
FYPF2010DN	Schottky Barrier Rectifier	Dual & Common Cathode	150	–	100	20	0.77	100	100
FYPF2045DN	Schottky Barrier Rectifier	Dual & Common Cathode	80	–	45	10	0.55	1000	45

Schottky Diodes and Rectifiers (continued)									
Product Number	Function	Configuration	I_{FSM} (A)	Thermal Resistance $R_{\theta JA}$ (°C/W)	V_{RRM} Maximum Repetitive Reverse Voltage (V)	$I_{F(AV)}$ Average Rectified Forward Current (A)	V_{FM} Maximum Instantaneous Forward Voltage (V)	I_{RM} Maximum Instantaneous Reverse Current	
								(μ A)	@ V_R (V)
TO-247									
MBR3035PT	Schottky Barrier Rectifier	Dual & Common Cathode	200	60	35	30	0.76	1000	35
MBR3045PT	Schottky Barrier Rectifier	Dual & Common Cathode	200	60	45	30	0.76	1000	45
MBR3050PT	Schottky Barrier Rectifier	Dual & Common Cathode	200	60	50	30	0.75	5000	50
MBR3060PT	Schottky Barrier Rectifier	Dual & Common Cathode	200	60	60	30	0.75	5000	60
MBR4035PT	Schottky Barrier Rectifier	Dual & Common Cathode	400	60	35	40	0.7	1000	35
MBR4045PT	Schottky Barrier Rectifier	Dual & Common Cathode	400	60	45	40	0.7	1000	45
MBR4050PT	Schottky Barrier Rectifier	Dual & Common Cathode	400	60	50	40	0.72	1000	50
MBR4060PT	Schottky Barrier Rectifier	Dual & Common Cathode	400	60	60	40	0.72	1000	60
TO-252(DPAK)									
FYD0504SA	Schottky Barrier Rectifier	Single	80	–	40	5	0.55	1000	40

SMALL SIGNAL DIODES

Small Signal Diodes								
Product Number	Configuration	V_{RRM} Maximum Repetitive Reverse Voltage (V)	$I_{F(av)}$ Average Rectified Forward Current (A)	I_{FSM} (A)	V_{FM} Maximum Instantaneous Forward Voltage (V)	Thermal Resistance $R_{\theta JA}$ (C/W)	t_{rr} Reverse Recovery Time (ns)	I_{RM} Maximum Instantaneous Reverse Current (μ A)
DO-35								
FJH1101	Single	20	0.15	1	1.1	300	–	0.005
1N456A	Single	30	0.5	1	1	300	–	0.025
FJH1100	Single	30	0.15	1	1.05	300	–	0.003
1N457	Single	70	0.2	4	1	300	–	0.025
1N457A	Single	70	0.2	4	1	300	–	0.025
BAW62	Single	75	0.3	4	1	300	40	0.025
1N4454	Single	75	0.4	4	1	300	4	0.1
1N483B	Single	80	0.2	4	1	300	–	0.025
BAW76	Single	85	0.3	4	1	300	2	0.1
1N4148	Single	100	0.2	4	1	300	4	0.025
1N4448	Single	100	0.2	4	1	300	4	0.025
1N914	Single	100	0.2	4	1	300	4	0.025
1N914B	Single	100	0.2	4	1	300	4	0.025
1N916	Single	100	0.2	4	1	300	4	0.025
1N916A	Single	100	0.2	4	1	300	4	0.025
1N916B	Single	100	0.2	4	1	300	4	0.025
1N4149	Single	100	0.3	1	1	300	4	0.025
BAY73	Single	125	0.5	1	1	300	1000	0.005
1N3595	Single	150	0.2	4	1	300	3000	0.1
1N458A	Single	150	0.5	4	1	300	–	0.025
FDH300A	Single	150	0.5	4	1	300	–	0.001
FDH3595	Single	150	0.5	4	1	300	3000	0.001
FDH333	Single	150	0.5	4	1.15	300	–	0.003
BAX16	Single	180	200	4	0.65	–	120	100
1N485B	Single	200	0.2	4	1	300	–	0.025
1N459	Single	200	0.5	1	1	300	–	0.025
1N459A	Single	200	0.5	1	1	300	–	0.025
FDH400	Single	200	0.5	1	1.1	300	50	0.1
1N486B	Single	250	0.2	4	1	300	–	0.05
BAY21	Single	250	0.2	4	1.25	300	50	0.1
LL-34								
FDLL457A	Single	70	0.2	4	1	300	–	0.025
FDLL4151	Single	75	0.2	1	1	350	4	0.05
FDLL4150	Single	75	0.4	4	1	300	4	0.1
FDLL4148	Single	100	0.2	4	1	300	4	0.025
FDLL4448	Single	100	0.2	4	1	300	4	0.025
FDLL914	Single	100	0.2	4	1	300	4	0.025
FDLL914A	Single	100	0.2	4	1	300	4	0.025
FDLL914B	Single	100	0.2	4	1	300	4	0.025
FDLL300A	Single	150	0.5	4	1	300	–	0.001
FDLL3595	Single	150	0.5	4	1	350	3000	100
FDLL333	Single	150	0.5	4	1.15	300	–	0.003
FDLL485B	Single	200	0.5	4	1	350	–	0.025

Small Signal Diodes(continued)								
Product Number	Configuration	V_{RRM} Maximum Repetitive Reverse Voltage (V)	$I_{F(av)}$ Average Rectified Forward Current (A)	I_{FSM} (A)	V_{FM} Maximum Instantaneous Forward Voltage (V)	Thermal Resistance $R_{\theta JA}$ ($^{\circ}C/W$)	t_{rr} Reverse Recovery Time (ns)	I_{RM} Maximum Instantaneous Reverse Current (μA)
FDLL400	Single	200	0.5	4	1.1	300	50	0.1
BAV102	Single	200	0.5	4	1.25	350	50	0.1
BAV103	Single	250	0.5	4	1.25	350	50	0.1
SOD-123								
MMSD4448	Single	100	0.2	2	1	312	4	0.025
MMSD914	Single	100	0.2	2	1	312	50	0.025
MMSD4148	Single	100	0.6	2	1	312	4	5
MMSD3070	Single	200	0.2	2	1	312	50	0.1
SOD-323								
BAT54HT1G	Single	30	0.2	0.6	0.8	600	5	2
BAS16HT1G	Single	85	0.2	0.6	1.25	600	6	1
SOD-323F								
1N4148WS	Single	75	0.2	0.3	1	500	4	0.025
1N4448WS	Single	75	0.2	0.3	1	500	4	0.025
1N914BWS	Single	75	0.2	0.3	1	500	4	0.025
SOD523F								
1N4148WT	Single	75	0.2	0.3	1	500	4	0.025
1N4448WT	Single	75	0.2	0.3	1	500	4	0.025
1N914BWT	Single	75	0.2	0.3	1	500	4	0.025
SOD80								
LL4148	-	100	0.2	1	1	300	4	25
SOD923								
BAS16SL	Single	85	0.15	0.5	1.25	520	8	0.2
SOT-23								
MMSD1705A	Dual & Common Anode	30	0.15	0.25	1.1	357	1	0.05
BAW74	Dual & Common Anode	50	0.2	2	1	357	4	100
BAW56	Dual & Common Anode	85	0.2	2	1.25	357	6	2.5
MMSD1205	Dual & Common Anode	100	0.2	2	1	357	4	0.05
MMSD4148CA	Dual & Common Anode	100	0.2	4	1	357	4	0.025
BAS35	Dual & Common Anode	120	0.2	2	1	357	50	0.1
MMSD1405	Dual & Common Anode	200	0.2	2	1	357	50	0.1
MMSD1505A	Dual & Common Anode	200	0.2	2	1.1	357	-	0.01
MMSD1405A	Dual & Common Anode	250	0.6	2	1.1	357	50	0.1
MMSD1704A	Dual & Common Cathode	30	0.05	0.25	1.1	357	1	0.05
BAV74	Dual & Common Cathode	50	0.2	2	1	357	4	0.1
BAV70	Dual & Common Cathode	70	0.2	2	1.25	357	6	5

SMALL SIGNAL DIODES

Small Signal Diodes (continued)								
Product Number	Configuration	V_{RRM} Maximum Repetitive Reverse Voltage (V)	$I_{F(av)}$ Average Rectified Forward Current (A)	I_{FSM} (A)	V_{FM} Maximum Instantaneous Forward Voltage (V)	Thermal Resistance $R_{\theta JA}$ ($^{\circ}C/W$)	t_{rr} Reverse Recovery Time (ns)	I_{RM} Maximum Instantaneous Reverse Current (μA)
MMBD2838	Dual & Common Cathode	75	0.2	2	1.2	357	4	0.1
MMBD1204	Dual & Common Cathode	100	0.2	2	1	357	4	0.05
MMBD4148CC	Dual & Common Cathode	100	0.2	4	1	357	4	0.025
MMBD1404	Dual & Common Cathode	200	0.2	2	1	357	50	0.1
MMBD1504A	Dual & Common Cathode	200	0.2	2	1.1	357	–	0.01
MMBD1404A	Dual & Common Cathode	250	0.6	2	1.1	357	50	0.1
MMBD1703	Dual Series	30	0.05	0.25	1.1	357	0.7	0.05
BAV99	Dual Series	70	0.2	2	1.25	357	6	2.5
MMBD1203	Dual Series	100	0.2	2	1	357	4	0.05
MMBD4148SE	Dual Series	100	0.2	4	1	357	4	0.025
MMBD7000	Dual Series	100	0.2	2	1.1	357	4	0.3
BAS31	Dual Series	120	0.2	2	1	357	50	0.1
MMBD1403	Dual Series	200	0.2	2	1	357	50	0.1
MMBD1503A	Dual Series	200	0.2	2	1.1	357	–	0.01
FLD261	Dual Series	200	0.6	3	1.4	357	400	0.005
BAV23S	Dual Series	250	0.2	9	1.25	357	50	0.1
MMBD1403A	Dual Series	250	0.6	2	1.25	357	50	0.1
MMBD1701	Single	30	0.05	0.25	1.1	357	0.7	0.05
MMBD1701A	Single	30	0.15	0.25	1.1	357	1	0.05
BAS16	Single	85	0.2	2	1.25	357	6	1
MMBD1201	Single	100	0.2	2	1	357	4	0.05
MMBD4148	Single	100	0.2	2	1	357	4	0.025
MMBD914	Single	100	0.2	2	1	357	4	0.025
MMBD4448	Single	100	0.6	2	1	357	4	0.025
BAS29	Single	120	0.2	2	1	357	50	0.1
BAS19	Single	120	0.2	2	1.25	357	50	0.1
MMBD1401	Single	200	0.2	2	1	357	50	0.1
MMBD1501A	Single	200	0.2	2	1.1	357	–	0.01
BAS20	Single	200	0.2	2	1.25	357	6	0.1
MMBD1401A	Single	250	0.6	2	1.1	357	50	0.1
BAS21	Single	250	0.6	2	1.25	357	50	0.1
SOT-323								
BAV99WT1G	Dual Series	70	0.2	1	1.25	460	6	2.5

Small Signal Transistor														
Product Number	Configuration	Function	V_{CE0} (V)	V_{CBO} (V)	V_{EBO} (V)	I_C Max (A)	h_{FE}				Saturation Voltage			Package
							Min.	Max.	@ V_{CE} (V)	@ I_C (mA)	$V_{CE(sat)}$ (V)	@ I_C (mA)	@ I_B (mA)	
BC847BS	-	-	45	50	6	0.1	200	450	-	-	-	-	-	SC70
BC847S	NPN	Hybrid	45	50	6	0.2	110	630	5	2	0.65	100	5	SC70
BC857S	PNP	Hybrid	45	50	5	0.2	125	630	5	2	0.65	100	5	SC70
FFB2222A	NPN	Hybrid	40	75	5	0.5	100	300	10	150	1	500	50	SC70
FFB2227A	NPN/PNP	Hybrid	30	60	5	0.5	100	-	10	150	1.4	300	30	SC70
FFB2907A	PNP	Hybrid	60	60	5	0.6	100	300	10	150	1.6	500	50	SC70
FFB3904	NPN	Hybrid	40	60	6	0.2	100	300	1	10	0.3	50	5	SC70
FFB3906	PNP	Hybrid	40	40	5	0.2	100	300	1	10	0.4	50	5	SC70
FFB3946	NPN/PNP	Hybrid	40	40	5	0.2	100	300	1	10	0.25	10	1	SC70
FFB5551	NPN	Hybrid	160	180	6	0.2	80	250	5	10	1	50	5	SC70
MMPQ2222	NPN	Hybrid	30	60	5	0.5	75	-	10	10	0.4	150	15	SOIC
MMPQ2222A	NPN	Hybrid	40	75	5	0.5	100	300	10	150	1	500	50	SOIC
MMPQ2907	PNP	Hybrid	40	60	5	0.6	100	300	10	150	1.6	300	30	SOIC
MMPQ2907A	PNP	Hybrid	60	60	5	0.6	100	300	10	150	1.6	500	50	SOIC
MMPQ3904	NPN	Hybrid	40	60	6	0.2	75	-	1	10	0.3	50	5	SOIC
MMPQ3906	PNP	Hybrid	40	40	5	0.2	75	-	1	10	0.4	50	5	SOIC
MMPQ6700	NPN/PNP	Hybrid	40	40	5	0.2	70	-	1	10	0.25	10	1	SOIC
BCP51	PNP	General Purpose	45	45	5	-	40	250	2	150	0.5	500	50	SOT-223
BCP52	PNP	General Purpose	60	60	5	1.2	40	250	2	150	0.5	500	50	SOT-223
BCP53	PNP	General Purpose	80	100	5	1.2	40	250	2	150	0.5	500	50	SOT-223
BCP54	NPN	General Purpose	45	45	5	1.5	40	250	2	150	0.5	500	50	SOT-223
BCP55	NPN	General Purpose	60	60	5	1.5	40	250	2	150	0.5	500	50	SOT-223
BCP56	NPN	General Purpose	80	100	5	1.2	40	250	2	150	0.5	500	50	SOT-223
BCP68	NPN	General Purpose	20	30	5	1	85	375	1	500	0.5	1	100	SOT-223
BCP69	PNP	General Purpose	20	30	5	1	85	375	1	500	0.5	1	100	SOT-223
BSP50	NPN	Darlington	45	60	5	0.8	2000	-	10	500	1.3	500	50	SOT-223
BSP51	NPN	Darlington	60	80	5	-	2000	-	10	500	1.3	500	50	SOT-223
BSP52	NPN	Darlington	80	90	5	0.8	2000	-	10	500	1.3	500	50	SOT-223
FJT44	NPN	General Purpose	400	500	6	0.3	50	200	10	10	0.75	50	5	SOT-223
FZT3019	NPN	General Purpose	80	140	7	-	50	-	10	1	0.2	150	15	SOT-223
FZT649	NPN	General Purpose	25	35	5	3	100	300	2	1000	0.6	3000	300	SOT-223
FZT749	PNP	General Purpose	25	35	5	3	100	300	2	1000	0.6	3000	300	SOT-223
FZT790A	PNP	General Purpose	40	50	5	3	300	80	2	10	0.3	1000	100	SOT-223
NZT44H8	NPN	General Purpose	60	-	-	8	60	-	1	2	1	8000	400	SOT-223
NZT45H8	PNP	General Purpose	60	-	-	8	60	-	1	2	1	8000	400	SOT-223
NZT560	NPN	General Purpose	60	80	5	3	100	300	2	500	0.45	3000	300	SOT-223
NZT560A	NPN	General Purpose	60	80	5	3	250	550	2	500	0.4	3000	300	SOT-223
NZT605	NPN	Darlington	11	140	10	1.5	5000	-	5	500	1.5	1000	1	SOT-223
NZT651	NPN	General Purpose	60	80	5	4	75	-	2	500	0.5	2000	200	SOT-223
NZT660	PNP	General Purpose	60	80	5	3	100	300	2	500	0.55	3000	300	SOT-223
NZT660A	PNP	General Purpose	60	80	5	3	250	550	2	500	0.5	3000	300	SOT-223
NZT6714	NPN	General Purpose	30	40	5	2	50	250	1	1000	0.5	1000	100	SOT-223
NZT6715	NPN	General Purpose	40	50	5	1.5	50	250	1	1000	0.5	1000	100	SOT-223
NZT6717	NPN	General Purpose	80	800	5	1.2	50	250	1	250	0.35	250	10	SOT-223
NZT6726	PNP	General Purpose	30	40	5	1.5	50	250	1	1000	0.5	1000	100	SOT-223

SMALL SIGNAL TRANSISTOR

Small Signal Transistor (continued)														
Product Number	Configuration	Function	V _{CEO} (V)	V _{CBO} (V)	V _{EBO} (V)	I _C Max (A)	h _{FE}				Saturation Voltage			Package
							Min.	Max.	@V _{CE} (V)	@I _C (mA)	V _{CE(sat)} (V)	@I _C (mA)	@I _B (mA)	
NZT6728	PNP	General Purpose	60	60	5	1.2	50	250	1	250	0.5	250	10	SOT-223
NZT6729	PNP	General Purpose	80	80	5	1	50	250	1	250	0.5	250	10	SOT-223
NZT7053	NPN	Darlington	100	100	12	1.5	1000	20000	5	1000	1.5	100	0.1	SOT-223
NZT749	PNP	General Purpose	25	35	5	4	80	300	2	1000	0.3	1000	100	SOT-223
NZT751	PNP	General Purpose	60	80	5	4	75	–	2	500	0.5	2000	200	SOT-223
NZT753	PNP	General Purpose	100	120	5	–	100	300	2	500	0.3	1000	100	SOT-223
PZT2222A	NPN	General Purpose	40	75	6	1	100	300	10	150	1	500	50	SOT-223
PZT2907A	PNP	General Purpose	60	60	5	0.8	100	300	10	150	1.6	500	50	SOT-223
PZT3904	NPN	General Purpose	40	60	6	0.2	100	300	1	10	0.3	50	5	SOT-223
PZT3906	PNP	General Purpose	40	40	5	0.2	100	300	1	10	0.4	50	5	SOT-223
PZTA06	NPN	General Purpose	80	80	4	0.5	100	–	1	100	0.25	100	10	SOT-223
PZTA14	NPN	Darlington	30	30	10	1.2	20000	–	5	100	1.5	100	0.1	SOT-223
PZTA27	NPN	Darlington	–	60	10	0.8	10000	–	5	100	1.5	100	0.1	SOT-223
PZTA28	NPN	Darlington	80	80	12	0.8	10000	–	5	100	1.5	100	0.1	SOT-223
PZTA29	NPN	Darlington	–	100	12	–	10000	–	5	100	1.5	100	0.1	SOT-223
PZTA42	NPN	General Purpose	300	300	6	0.5	40	–	10	30	0.5	20	2	SOT-223
PZTA56	PNP	General Purpose	80	80	4	0.5	100	–	1	100	0.25	100	10	SOT-223
PZTA64	PNP	Darlington	30	30	10	1.2	20000	–	5	100	1.5	100	0.1	SOT-223
PZTA92	PNP	General Purpose	300	300	5	0.5	40	–	10	10	0.5	20	2	SOT-223
BC807	PNP	General Purpose	45	50	5	0.8	100	630	1	100	0.7	500	50	SOT-23
BC808	PNP	General Purpose	25	30	5	0.8	100	630	1	100	0.7	500	50	SOT-23
BC817	NPN	General Purpose	45	50	5	0.8	100	630	1	100	0.7	500	50	SOT-23
BC818	NPN	General Purpose	25	30	5	0.8	100	630	1	100	0.7	500	50	SOT-23
BC846	NPN	General Purpose	65	80	6	0.1	110	800	5	2	0.6	100	5	SOT-23
BC847	NPN	General Purpose	45	50	6	0.1	110	800	5	2	0.6	100	5	SOT-23
BC848	NPN	General Purpose	30	30	5	0.1	110	800	5	2	0.6	100	5	SOT-23
BC849	NPN	General Purpose	30	30	5	0.1	110	800	5	2	0.6	100	5	SOT-23
BC850	NPN	General Purpose	45	50	5	0.1	110	800	5	2	0.6	100	5	SOT-23
BC856	PNP	General Purpose	65	80	–5	0.1	110	800	5	2	0.65	100	5	SOT-23
BC857	PNP	General Purpose	45	50	–5	0.1	110	800	5	2	0.65	100	5	SOT-23
BC858	PNP	General Purpose	30	30	–5	0.1	110	800	5	2	0.65	100	5	SOT-23
BC859	PNP	General Purpose	30	30	–5	0.1	110	800	5	2	0.65	100	5	SOT-23
BC860	PNP	General Purpose	45	50	–5	0.1	110	800	5	2	0.65	100	5	SOT-23
BCV26	PNP	Darlington	30	40	10	1.2	20000	–	5	100	1	100	0.1	SOT-23
BCV27	NPN	Darlington	30	40	10	1.2	20000	–	5	100	1	100	0.1	SOT-23
BCV71	NPN	General Purpose	60	80	5	–	110	220	5	2	0.25	10	1	SOT-23
BCW30	PNP	General Purpose	32	32	5	0.5	215	500	5	2	0.3	10	0.5	SOT-23
BCW31	NPN	General Purpose	32	32	5	0.5	110	220	5	2	0.25	10	0.5	SOT-23
BCW32	NPN	General Purpose	32	32	5	0.5	200	450	5	2	0.25	10	0.5	SOT-23
BCW33	NPN	General Purpose	32	32	5	0.5	420	800	5	2	0.25	10	0.5	SOT-23
BCW60A	NPN	General Purpose	32	32	5	0.1	120	220	5	2	0.55	50	1.25	SOT-23
BCW60B	NPN	General Purpose	32	32	5	0.1	180	310	5	2	0.55	50	1.25	SOT-23
BCW60C	NPN	General Purpose	32	32	5	0.1	250	460	5	2	0.55	50	1.25	SOT-23
BCW60D	NPN	General Purpose	32	32	5	0.1	380	630	5	2	0.55	50	1.25	SOT-23
BCW61A	PNP	General Purpose	32	32	5	0.1	120	220	5	2	0.55	50	1.25	SOT-23

Small Signal Transistor (continued)														
Product Number	Configuration	Function	V_{CE0} (V)	V_{CBO} (V)	V_{EBO} (V)	I_C Max (A)	h_{FE}				Saturation Voltage			Package
							Min.	Max.	@ V_{CE} (V)	@ I_C (mA)	$V_{CE(sat)}$ (V)	@ I_C (mA)	@ I_B (mA)	
BCW61B	PNP	General Purpose	32	32	5	0.1	140	310	5	2	0.55	50	1.25	SOT-23
BCW61D	PNP	General Purpose	32	32	5	0.1	380	630	5	2	0.55	50	1.25	SOT-23
BCW66G	NPN	General Purpose	45	75	5	1	160	400	1	100	0.7	500	50	SOT-23
BCW68G	PNP	General Purpose	45	60	5	0.8	160	400	1	100	1.5	300	30	SOT-23
BCW69	PNP	General Purpose	45	50	5	–	120	260	5	2	0.3	10	1	SOT-23
BCW71	NPN	General Purpose	45	50	5	0.5	110	220	5	2	0.25	10	0.5	SOT-23
BCW89	PNP	General Purpose	60	80	5	0.5	120	260	5	2	0.3	10	1	SOT-23
BCX17	PNP	General Purpose	45	50	5	0.5	100	600	1	100	0.62	500	50	SOT-23
BCX19	NPN	General Purpose	45	50	5	0.5	100	600	1	100	0.62	500	50	SOT-23
BCX20	NPN	General Purpose	20	30	5	–	100	600	1	100	0.62	500	50	SOT-23
BCX70G	NPN	General Purpose	45	45	5	0.2	120	220	5	2	0.55	50	1.25	SOT-23
BCX70H	NPN	General Purpose	45	45	5	0.2	180	310	5	2	0.55	50	1.25	SOT-23
BCX70J	NPN	General Purpose	45	45	5	0.2	250	460	5	2	0.55	50	1.25	SOT-23
BCX70K	NPN	General Purpose	45	45	5	0.2	380	630	5	2	0.55	50	1.25	SOT-23
BCX71G	PNP	General Purpose	45	45	5	0.1	120	220	5	2	0.55	50	1.25	SOT-23
BCX71J	PNP	General Purpose	45	45	5	0.1	250	460	5	2	0.55	50	1.25	SOT-23
BCX71K	PNP	General Purpose	45	45	5	0.5	380	630	5	2	0.55	50	1.25	SOT-23
BSR13	NPN	General Purpose	30	60	5	0.5	100	300	10	150	1.6	500	50	SOT-23
BSR14	NPN	General Purpose	40	75	6	0.8	100	300	10	150	1	500	50	SOT-23
BSR15	PNP	General Purpose	40	60	5	0.8	100	300	10	150	1.6	500	50	SOT-23
BSR16	PNP	General Purpose	60	60	5	0.8	100	300	10	150	1.6	500	50	SOT-23
BSR17A	NPN	General Purpose	40	60	6	0.2	100	300	1	10	0.3	50	5	SOT-23
BSR18A	PNP	General Purpose	40	40	5	0.2	100	300	1	10	0.4	50	5	SOT-23
BSS63	PNP	General Purpose	100	110	6	0.2	30	–	1	25	0.25	25	2.5	SOT-23
BSS64	NPN	General Purpose	80	120	5	0.2	20	–	1	10	0.2	50	15	SOT-23
BSS79C	NPN	General Purpose	40	75	6	0.8	100	300	10	150	0.3	150	15	SOT-23
BSV52	NPN	General Purpose	12	20	5	0.2	40	120	1	10	0.4	50	5	SOT-23
FJV1845	NPN	General Purpose	120	120	5	0.05	200	1200	6	1	0.3	10	1	SOT-23
FJV3101R	NPN	Digital	50	50	10	0.1	20	–	5	10	0.3	10	0.5	SOT-23
FJV3102R	NPN	Digital	50	50	10	0.1	30	–	5	10	0.3	10	0.5	SOT-23
FJV3103R	NPN	Digital	50	50	10	0.1	56	–	5	5	0.3	10	0.5	SOT-23
FJV3105R	NPN	Digital	50	50	10	0.1	30	–	5	5	0.3	10	0.5	SOT-23
FJV3110R	NPN	Digital	40	40	5	0.1	100	600	5	1	0.3	10	1	SOT-23
FJV3113R	NPN	Digital	50	50	10	0.1	68	–	5	5	0.3	10	0.5	SOT-23
FJV3114R	NPN	Digital	50	50	10	0.1	68	–	5	5	0.3	10	0.5	SOT-23
FJV3115R	NPN	Digital	50	50	10	0.1	33	–	5	10	0.3	10	0.5	SOT-23
FJV4101R	PNP	Digital	50	50	10	0.1	20	–	5	10	0.3	10	0.5	SOT-23
FJV4102R	PNP	Digital	50	50	10	0.1	30	–	5	5	0.3	10	0.5	SOT-23
FJV4103R	PNP	Digital	50	50	10	0.1	56	–	5	5	0.3	10	0.5	SOT-23
FJV4104R	PNP	Digital	50	50	10	0.1	68	–	5	5	0.3	10	0.5	SOT-23
FJV4113R	PNP	Digital	50	50	10	0.1	68	–	5	5	0.3	10	0.5	SOT-23
FJV42MTF	NPN	General Purpose	350	350	6	0.5	25	40	–	–	0.5	–	–	SOT-23
FJV992	PNP	General Purpose	120	120	5	0.05	200	800	6	1	0.3	10	1	SOT-23
KSA1182	PNP	General Purpose	30	35	5	0.5	70	240	1	100	0.25	100	10	SOT-23
KSA1298	PNP	General Purpose	25	30	5	0.8	100	320	1	100	0.4	500	20	SOT-23

SMALL SIGNAL TRANSISTOR

Small Signal Transistor (continued)														
Product Number	Configuration	Function	V _{CEO} (V)	V _{CBO} (V)	V _{EBO} (V)	I _C Max (A)	h _{FE}				Saturation Voltage			Package
							Min.	Max.	@ V _{CE} (V)	@ I _C (mA)	V _{CE(sat)} (V)	@ I _C (mA)	@ I _B (mA)	
KSA812	PNP	General Purpose	50	60	5	0.1	90	600	6	1	0.3	100	10	SOT-23
KSC1623	NPN	General Purpose	50	60	5	0.1	90	600	6	1	0.3	100	10	SOT-23
KSC2223	NPN	RF	20	30	4	0.02	40	180	6	1	0.3	10	1	SOT-23
KSC3265	NPN	General Purpose	25	30	5	0.8	100	320	1	100	0.4	500	20	SOT-23
KST05	NPN	General Purpose	60	60	4	0.5	50	–	1	100	0.25	100	10	SOT-23
KST06	NPN	General Purpose	80	80	4	0.5	50	–	1	100	0.25	100	10	SOT-23
KST10	NPN	RF	25	30	3	–	60	–	10	4	0.5	4	0.4	SOT-23
KST13	NPN	Darlington	30	30	10	0.3	10000	–	5	100	1.5	100	0.1	SOT-23
KST14	NPN	Darlington	30	30	10	0.3	20000	–	5	100	1.5	100	0.1	SOT-23
KST2222A	NPN	General Purpose	40	75	6	0.6	100	300	10	150	1	500	50	SOT-23
KST2484	NPN	General Purpose	60	60	6	0.05	–	800	5	10	0.35	1	0.1	SOT-23
KST2907A	PNP	General Purpose	60	60	5	0.6	100	300	10	150	1.6	500	50	SOT-23
KST3904	NPN	General Purpose	40	60	6	0.2	100	300	1	10	0.3	50	5	SOT-23
KST3906	PNP	General Purpose	40	40	5	0.2	100	300	1	10	0.4	50	5	SOT-23
KST42	NPN	General Purpose	300	300	6	0.5	40	–	10	30	0.5	20	2	SOT-23
KST43	NPN	General Purpose	200	200	6	0.5	40	–	10	30	0.5	20	2	SOT-23
KST4401	NPN	General Purpose	40	60	6	0.6	100	300	1	150	0.75	500	50	SOT-23
KST4403	PNP	General Purpose	40	40	5	0.6	100	300	2	150	0.75	500	50	SOT-23
KST5086	PNP	General Purpose	50	50	3	0.05	150	500	5	0.1	0.3	10	1	SOT-23
KST5087	PNP	General Purpose	50	50	3	0.05	250	800	5	0.1	0.3	10	1	SOT-23
KST5088	NPN	General Purpose	30	35	4	0.05	300	900	5	0.1	0.5	10	1	SOT-23
KST5089	NPN	General Purpose	25	30	4	0.05	400	1200	5	0.1	0.5	10	1	SOT-23
KST5401	PNP	General Purpose	150	160	5	0.5	60	240	5	10	0.5	50	5	SOT-23
KST55	PNP	General Purpose	60	60	4	0.5	50	–	1	10	0.25	100	10	SOT-23
KST5550	NPN	General Purpose	140	160	6	0.6	60	250	5	10	0.25	50	5	SOT-23
KST5551	NPN	General Purpose	160	180	6	0.6	80	250	5	10	0.2	50	5	SOT-23
KST56	PNP	General Purpose	80	80	4	0.5	50	–	1	10	0.25	100	10	SOT-23
KST92	PNP	General Purpose	300	300	5	0.5	40	–	10	10	0.5	20	2	SOT-23
KST93	PNP	General Purpose	200	200	5	0.5	40	–	10	10	0.5	20	2	SOT-23
MMBT100	NPN	General Purpose	45	75	6	0.5	100	450	1	10	0.4	200	20	SOT-23
MMBT100A	NPN	General Purpose	45	75	6	0.5	300	600	1	10	0.4	200	20	SOT-23
MMBT200	PNP	General Purpose	45	60	6	0.5	100	450	1	10	0.4	200	20	SOT-23
MMBT200A	PNP	General Purpose	45	60	6	0.5	300	600	1	10	0.4	200	20	SOT-23
MMBT2222	NPN	General Purpose	30	60	5	–	35	–	10	0.1	0.4	150	15	SOT-23
MMBT2222A	NPN	General Purpose	40	75	6	1	100	300	10	150	1	500	50	SOT-23
MMBT2369	NPN	General Purpose	15	40	4	–	40	120	1	10	0.25	10	1	SOT-23
MMBT2369A	NPN	General Purpose	15	40	4	0.2	40	120	1	10	0.5	100	10	SOT-23
MMBT2484	NPN	General Purpose	60	60	5	0.1	100	500	5	0.01	0.35	1	0.1	SOT-23
MMBT2907	PNP	General Purpose	40	60	5	0.8	100	300	10	150	1.6	500	50	SOT-23
MMBT2907A	PNP	General Purpose	60	60	5	0.8	100	300	10	150	1.6	500	50	SOT-23
MMBT2907AK	PNP	General Purpose	60	60	5	0.8	100	300	10	150	1.6	500	50	SOT-23
MMBT3416	NPN	General Purpose	50	50	5	0.5	75	225	4.5	2	0.3	50	3	SOT-23
MMBT3640	PNP	General Purpose	12	12	4	0.2	30	120	0.3	10	0.6	50	5	SOT-23
MMBT3646	NPN	General Purpose	15	40	5	0.3	30	120	0.4	30	0.5	300	30	SOT-23
MMBT3702	PNP	General Purpose	25	40	5	0.8	60	300	5	50	0.25	50	5	SOT-23

Small Signal Transistor (continued)														
Product Number	Configuration	Function	V _{CEO} (V)	V _{CBO} (V)	V _{EBO} (V)	I _C Max (A)	h _{FE}				Saturation Voltage			Package
							Min.	Max.	@V _{CE} (V)	@I _C (mA)	V _{CE(sat)} (V)	@I _C (mA)	@I _B (mA)	
MMBT3904	NPN	General Purpose	40	60	6	0.2	100	300	1	10	0.3	50	5	SOT-23
MMBT3904K	NPN	General Purpose	40	60	6	0.2	100	300	1	10	0.3	50	5	SOT-23
MMBT3906	PNP	General Purpose	40	40	5	0.2	100	300	1	10	0.4	50	5	SOT-23
MMBT3906K	PNP	General Purpose	40	40	5	0.2	100	300	1	10	0.4	50	5	SOT-23
MMBT4124	NPN	General Purpose	25	30	5	0.2	120	360	1	2	0.3	50	5	SOT-23
MMBT4126	PNP	General Purpose	25	25	4	0.2	120	360	1	2	0.4	50	5	SOT-23
MMBT4354	PNP	General Purpose	60	60	5	0.8	50	500	10	100	0.15	150	15	SOT-23
MMBT4355	PNP	General Purpose	60	60	5	0.8	100	400	10	10	1	1000	100	SOT-23
MMBT4356	PNP	General Purpose	80	80	5	0.8	50	250	10	10	0.15	150	15	SOT-23
MMBT4400	NPN	General Purpose	40	60	6	0.6	50	150	1	150	0.75	500	50	SOT-23
MMBT4401	NPN	General Purpose	40	60	6	0.6	100	300	1	150	0.75	500	50	SOT-23
MMBT4403	PNP	General Purpose	40	40	5	0.6	100	300	2	150	0.75	500	50	SOT-23
MMBT5087	PNP	General Purpose	50	50	3	0.1	250	800	5	0.1	0.3	10	1	SOT-23
MMBT5088	NPN	General Purpose	30	35	4	0.1	300	900	5	0.1	0.5	10	1	SOT-23
MMBT5089	NPN	General Purpose	25	30	4	0.1	400	1200	5	0.1	0.5	10	1	SOT-23
MMBT5179	NPN	RF	12	20	2	0.05	25	250	1	3	0.4	10	1	SOT-23
MMBT5210	NPN	General Purpose	50	50	4	0.5	200	600	5	0.1	0.7	10	1	SOT-23
MMBT5401	PNP	General Purpose	150	160	5	0.6	60	240	5	10	0.5	50	5	SOT-23
MMBT5551	NPN	General Purpose	160	180	6	0.6	80	250	5	10	0.2	50	5	SOT-23
MMBT5770	NPN	RF	15	30	4	0.09	50	200	10	8	0.4	10	1	SOT-23
MMBT5771	PNP	General Purpose	15	15	4	0.2	50	120	0.3	10	0.6	50	5	SOT-23
MMBT5962	NPN	General Purpose	45	45	8	0.1	600	1400	5	10	0.2	10	0.5	SOT-23
MMBT6427	NPN	Darlington	40	40	12	1.2	20000	200000	5	100	1.5	500	0.5	SOT-23
MMBT6428	NPN	General Purpose	50	60	3	0.5	250	650	5	0.1	0.6	100	5	SOT-23
MMBT6515	NPN	General Purpose	25	40	4	0.2	250	500	10	2	0.5	50	5	SOT-23
MMBT918	NPN	RF	15	30	3	0.05	20	–	1	3	0.4	10	1	SOT-23
MMBTA05	NPN	General Purpose	60	60	4	0.5	50	–	1	10	0.25	100	10	SOT-23
MMBTA06	NPN	General Purpose	80	80	4	0.5	100	–	1	10	0.25	100	10	SOT-23
MMBTA13	NPN	Darlington	30	30	10	1.2	10000	–	5	100	1.5	100	0.1	SOT-23
MMBTA14	NPN	Darlington	30	30	10	1.2	20000	–	5	100	1.5	100	0.1	SOT-23
MMBTA42	NPN	General Purpose	300	300	6	0.5	40	–	10	30	0.5	20	2	SOT-23
MMBTA55	PNP	General Purpose	60	60	4	0.5	100	–	1	10	0.25	100	10	SOT-23
MMBTA56	PNP	General Purpose	80	80	4	0.5	100	–	1	100	0.25	100	10	SOT-23
MMBTA63	PNP	Darlington	30	30	10	1.2	10000	–	5	100	1.5	100	0.1	SOT-23
MMBTA64	PNP	Darlington	30	30	10	1.2	20000	–	5	100	1.5	100	0.1	SOT-23
MMBTA92	PNP	General Purpose	300	300	5	0.5	40	–	10	10	0.5	20	2	SOT-23
MMBTH10	NPN	RF	25	30	3	0.05	60	–	10	4	0.5	4	0.4	SOT-23
MMBTH10RG	NPN	RF	40	40	4	0.045	50	120	6	1	0.2	10	5	SOT-23
MMBTH11	NPN	RF	25	30	3	0.05	60	–	10	4	0.5	4	0.4	SOT-23
MMBTH24	NPN	RF	30	40	4	0.05	30	–	10	8	–	–	–	SOT-23
MMBTH34	NPN	RF	40	40	4	0.05	40	–	15	7	–	–	–	SOT-23
MMBTH81	PNP	RF	20	20	3	0.05	60	–	10	5	0.5	5	0.5	SOT-23
FJX1182	PNP	General Purpose	30	35	5	0.5	70	240	1	100	0.25	100	10	SOT-323
FJX2222A	NPN	General Purpose	40	75	6	0.6	100	300	10	150	1	500	50	SOT-323
FJX2907A	PNP	General Purpose	60	60	5	0.6	100	300	10	150	1.6	500	50	SOT-323

SMALL SIGNAL TRANSISTOR

Small Signal Transistor (continued)														
Product Number	Configuration	Function	V _{CEO} (V)	V _{CBO} (V)	V _{EBO} (V)	I _C Max (A)	h _{FE}				Saturation Voltage			Package
							Min.	Max.	@ V _{CE} (V)	@ I _C (mA)	V _{CE(sat)} (V)	@ I _C (mA)	@ I _B (mA)	
FJX3007R	NPN	Digital	50	50	10	0.1	68	–	5	5	0.3	10	0.5	SOT-323
FJX3014R	NPN	Digital	50	50	10	0.1	68	–	5	5	0.3	10	0.5	SOT-323
FJX3904	NPN	General Purpose	40	60	6	0.2	100	300	1	10	0.3	50	5	SOT-323
FJX3906	PNP	General Purpose	40	40	5	0.2	100	300	1	10	0.4	50	5	SOT-323
FJX4003R	PNP	Digital	50	50	10	0.1	56	–	5	5	0.3	10	0.5	SOT-323
FJX4006R	PNP	Digital	50	50	10	0.1	68	–	5	5	0.3	10	0.5	SOT-323
FJX733	PNP	General Purpose	50	60	5	0.15	40	700	6	1	0.3	20	2	SOT-323
FJX945	NPN	General Purpose	50	60	5	0.15	70	700	6	1	0.3	100	10	SOT-323
FJY3002R	NPN	Digital	50	50	10	0.1	30	–	–	–	0.3	–	–	SOT-523F
FJY3004R	NPN	Digital	50	50	10	0.1	56	–	–	–	0.3	–	–	SOT-523F
FJY4002R	PNP	Digital	-50	-50	-10	-0.1	30	–	–	–	-0.3	–	–	SOT-523F
MMBT2222AT	NPN	General Purpose	40	75	6	0.6	–	–	–	–	–	–	–	SOT-523F
MMBT3904T	NPN	General Purpose	40	60	6	0.2	–	–	1	0.1	0.2	10	1	SOT-523F
MMBT3906T	PNP	General Purpose	40	-40	-5	0.2	100	300	1	-10	-0.25	-10	-1	SOT-523F
FJC1308	PNP	General Purpose	30	30	6	3	80	390	2	500	0.45	1500	150	SOT-89
FJC1386	PNP	General Purpose	20	30	6	5	80	390	2	500	1	4	100	SOT-89
FJC1963	NPN	General Purpose	30	50	6	3	120	560	2	500	0.45	1500	150	SOT-89
FJC2383	NPN	General Purpose	160	160	6	1	100	320	5	200	1.5	500	50	SOT-89
FJC790	PNP	General Purpose	40	50	5	2	300	800	2	10	0.25	500	5	SOT-89
KSA1201	PNP	General Purpose	120	120	5	0.8	80	240	5	100	1	500	50	SOT-89
KSB1121	PNP	General Purpose	25	30	6	2	100	560	2	100	0.6	1500	75	SOT-89
KSB798	PNP	General Purpose	25	30	5	1	90	400	1	100	0.4	1000	100	SOT-89
KSC2881	NPN	General Purpose	120	120	5	0.8	80	240	5	100	1	500	50	SOT-89
KSC2883	NPN	General Purpose	30	30	5	1.5	100	320	2	500	2	1500	30	SOT-89
KSD1621	NPN	General Purpose	25	30	6	2	100	560	2	100	0.4	1500	75	SOT-89
MMBT3904SL	NPN	General Purpose	40	60	6	0.2	30	300	1	100	0.3	50	5	SOT-923F
MMBT3906SL	PNP	General Purpose	40	-40	-5	0.2	30	300	1	-100	-0.25	-10	-1	SOT-923F
FMB100	NPN	Hybrid	45	75	6	0.5	100	450	1	10	0.4	200	20	SSOT-6
FMB200	PNP	Hybrid	45	60	6	0.5	100	450	1	10	0.4	200	20	SSOT-6
FMB2222A	NPN	Hybrid	40	75	5	0.5	100	300	10	150	1	500	50	SSOT-6
FMB2227A	NPN/PNP	Hybrid	30	60	5	0.5	100	–	10	150	1.4	300	30	SSOT-6
FMB2907A	PNP	Hybrid	60	60	5	0.6	100	300	10	150	1.6	500	50	SSOT-6
FMB3904	NPN	Hybrid	40	60	6	0.2	100	300	1	10	0.3	50	5	SSOT-6
FMB3906	PNP	Hybrid	40	40	5	0.2	100	300	1	10	0.4	50	5	SSOT-6
FMB3946	NPN/PNP	Hybrid	40	40	5	0.2	100	300	1	10	0.25	10	1	SSOT-6
FMB5551	NPN	Hybrid	160	180	6	0.1	80	250	5	10	0.15	10	1	SSOT-6
FMBA06	NPN	Hybrid	80	80	4	0.5	100	–	1	100	0.25	100	10	SSOT-6
FMBA14	NPN	Hybrid	30	30	10	1.2	20000	–	5	100	1.5	100	0.1	SSOT-6
FMBA56	PNP	Hybrid	80	80	4	0.5	100	–	1	100	0.25	100	10	SSOT-6
FMBM5401	–	–	150	160	5	0.6	50	–	5	1	0.2	10	1	SSOT-6
FMBM5551	–	–	160	180	6	0.6	80	–	5	1	0.15	10	1	SSOT-6
FMMT449	NPN	General Purpose	30	50	5	1	100	300	2	500	1	2000	200	SuperSOT
FMMT549	PNP	General Purpose	30	35	5	1	100	300	2	500	0.75	2000	200	SuperSOT
FSB560	NPN	General Purpose	60	80	5	2	100	300	2	500	0.35	2000	200	SuperSOT
FSB560A	NPN	General Purpose	60	80	5	2	250	550	2	500	0.3	2000	200	SuperSOT

Small Signal Transistor (continued)														
Product Number	Configuration	Function	V_{CE0} (V)	V_{CBO} (V)	V_{EBO} (V)	I_C Max (A)	h_{FE}				Saturation Voltage			Package
							Min.	Max.	@ V_{CE} (V)	@ I_C (mA)	$V_{CE(sat)}$ (V)	@ I_C (mA)	@ I_B (mA)	
FSB619	NPN	General Purpose	50	50	5	2	300	–	2	200	0.32	2000	50	SuperSOT
FSB649	NPN	General Purpose	25	35	5	3	100	300	2	1000	0.6	3000	300	SuperSOT
FSB660A	PNP	General Purpose	60	60	5	2	250	550	2	500	0.3	2000	200	SuperSOT
FSB749	PNP	General Purpose	25	35	5	3	100	300	2	1000	0.6	3000	300	SuperSOT
MMBTA28	NPN	Darlington	80	80	12	0.8	10000	–	5	100	1.5	100	0.1	SuperSOT
D45C8	NPN	General Purpose	60	60	–	–	40	120	–	–	0.5	–	–	TO-220
D45H2A	PNP	General Purpose	30	–	–	8	100	–	5	8000	1	8000	400	TO-220
2N7053	NPN	Darlington	100	100	12	1.5	1000	20000	5	1000	1.5	100	0.1	TO-226
MPSW3725	NPN	General Purpose	40	60	6	1.2	60	180	1	100	0.95	1000	100	TO-226
TN2219A	NPN	General Purpose	40	75	6	1	100	300	10	150	1	500	50	TO-226
TN2907A	PNP	General Purpose	60	60	5	0.8	100	300	10	150	1.6	500	50	TO-226
TN3019A	NPN	General Purpose	80	140	7	1	100	300	10	150	0.5	500	50	TO-226
TN4033A	PNP	General Purpose	80	80	5	1	100	300	5	100	0.5	500	50	TO-226
TN6705A	NPN	General Purpose	45	60	5	1.5	40	250	2	250	1	1000	100	TO-226
TN6714A	NPN	General Purpose	30	40	5	2	50	250	1	1000	0.5	1000	100	TO-226
TN6715A	NPN	General Purpose	40	50	5	1.5	50	250	1	1000	0.5	1000	100	TO-226
TN6716A	NPN	General Purpose	60	60	5	2	50	250	1	250	0.5	250	10	TO-226
TN6717A	NPN	General Purpose	80	80	5	1.2	50	250	1	250	0.35	250	10	TO-226
TN6718A	NPN	General Purpose	100	100	5	1.2	50	250	1	250	0.5	250	10	TO-226
TN6719A	NPN	General Purpose	300	300	7	0.2	40	200	10	30	0.75	30	3	TO-226
TN6725A	NPN	Darlington	50	60	12	1.2	4000	40000	5	1000	1.5	1000	2	TO-226
TN6726A	PNP	General Purpose	30	40	5	1.5	50	250	1	1000	0.5	1000	100	TO-226
TN6727A	PNP	General Purpose	40	50	5	1.5	50	250	1	1000	0.5	1000	100	TO-226
TN6728A	PNP	General Purpose	60	60	5	1.2	50	250	1	250	0.5	250	10	TO-226
TN6729A	PNP	General Purpose	80	80	5	1	50	250	1	250	0.5	250	10	TO-226
ZTX614	NPN	General Purpose	100	120	10	–	10000	–	5	500	1.25	800	8	TO-226
ZTX749	PNP	General Purpose	25	35	5	2	100	300	2	1000	0.5	2000	200	TO-226
ZTX749A	PNP	General Purpose	35	45	5	2	100	300	2	1000	0.5	2000	200	TO-226
2N3415	NPN	General Purpose	25	25	5	0.5	180	540	4.5	2	0.3	50	3	TO-92
2N3417	NPN	General Purpose	50	50	5	0.5	180	540	4.5	2	0.3	50	3	TO-92
2N3904	NPN	General Purpose	40	60	6	0.2	100	300	1	10	0.3	50	5	TO-92
2N3906	PNP	General Purpose	40	40	5	0.2	100	300	1	10	0.4	50	5	TO-92
2N4400	NPN	General Purpose	40	60	6	0.6	50	150	1	150	0.75	500	50	TO-92
2N4401	NPN	General Purpose	40	60	6	0.6	100	300	1	150	0.75	500	50	TO-92
2N4402	PNP	General Purpose	40	40	5	0.6	50	150	2	150	0.75	500	50	TO-92
2N4403	PNP	General Purpose	40	40	5	0.6	100	300	2	150	0.75	500	50	TO-92
2N5088	NPN	General Purpose	30	35	4	0.1	300	900	5	0.1	0.5	10	1	TO-92
2N5210	NPN	General Purpose	50	50	4	0.1	200	600	5	0.1	0.7	10	1	TO-92
2N5308	NPN	Darlington	40	40	12	1.2	7000	70000	5	2	1.4	200	0.2	TO-92
2N5550	NPN	General Purpose	140	160	6	0.6	60	250	5	10	0.25	50	5	TO-92
2N5551	NPN	General Purpose	160	180	6	0.6	80	250	5	10	0.2	50	5	TO-92
2N5769	NPN	General Purpose	15	40	4	0.2	40	120	0.35	10	0.5	100	10	TO-92
2N5770	NPN	RF	15	30	4	0.05	50	200	10	8	0.4	10	1	TO-92
2N5771	PNP	General Purpose	15	15	4	0.2	50	120	0.3	10	0.6	50	5	TO-92
2N5830	NPN	General Purpose	100	120	5	0.2	80	500	5	10	0.25	50	5	TO-92

SMALL SIGNAL TRANSISTOR

Small Signal Transistor (continued)														
Product Number	Configuration	Function	V _{CEO} (V)	V _{CBO} (V)	V _{EBO} (V)	I _C Max (A)	h _{FE}				Saturation Voltage			Package
							Min.	Max.	@ V _{CE} (V)	@ I _C (mA)	V _{CE(sat)} (V)	@ I _C (mA)	@ I _B (mA)	
2N5962	NPN	General Purpose	45	45	8	0.1	600	1400	5	10	0.2	10	0.5	TO-92
2N6426	NPN	Darlington	40	40	12	1.2	30000	300000	5	100	1.5	500	0.5	TO-92
2N6427	NPN	Darlington	40	40	12	1.2	20000	200000	5	100	1.5	500	0.5	TO-92
2N6517	NPN	General Purpose	350	350	6	0.5	30	200	10	30	1	50	5	TO-92
2N6520	PNP	General Purpose	350	350	5	0.5	30	200	10	30	1	50	5	TO-92
2N7052	NPN	Darlington	100	100	12	1.5	1000	20000	5	1000	1.5	100	0.1	TO-92
BC182	NPN	General Purpose	50	60	5	0.5	80	–	5	100	0.6	100	5	TO-92
BC182B	NPN	General Purpose	50	60	5	0.5	80	–	5	100	0.6	100	5	TO-92
BC182L	NPN	General Purpose	50	60	5	0.5	80	–	5	100	0.6	100	10	TO-92
BC182LB	NPN	General Purpose	50	60	6	0.1	80	–	5	100	0.6	100	5	TO-92
BC183	NPN	General Purpose	30	45	5	0.1	80	–	5	100	0.6	100	5	TO-92
BC183C	NPN	General Purpose	30	45	6	0.1	120	800	5	2	0.6	100	5	TO-92
BC183LC	NPN	General Purpose	30	45	5	0.1	100	850	5	2	0.6	100	5	TO-92
BC184	NPN	General Purpose	30	45	5	0.5	130	–	5	2	0.6	100	5	TO-92
BC184C	NPN	General Purpose	30	45	5	0.5	250	800	5	2	0.6	10	0.5	TO-92
BC184L	NPN	General Purpose	30	45	5	0.5	130	–	5	2	0.6	100	5	TO-92
BC184LC	NPN	General Purpose	30	45	5	0.2	250	–	5	2	0.6	100	5	TO-92
BC327	PNP	General Purpose	45	50	5	0.8	100	630	1	100	0.7	500	50	TO-92
BC337	NPN	General Purpose	45	50	5	0.8	100	630	1	100	0.7	500	50	TO-92
BC338	NPN	General Purpose	25	30	5	0.8	100	630	1	100	0.7	500	50	TO-92
BC368	NPN	General Purpose	20	25	5	2	85	375	1	500	0.5	1000	100	TO-92
BC369	PNP	General Purpose	20	25	5	1.5	85	375	1	500	0.5	1000	100	TO-92
BC516	PNP	Darlington	30	40	10	1	30000	–	2	20	1	100	0.1	TO-92
BC517	NPN	Darlington	40	30	10	–	30000	–	2	20	1	100	10	TO-92
BC546	NPN	General Purpose	65	80	6	0.1	110	800	5	2	0.6	100	5	TO-92
BC547	NPN	General Purpose	45	50	6	0.1	110	800	5	2	0.6	100	5	TO-92
BC548	NPN	General Purpose	30	30	5	0.1	110	800	5	2	0.6	100	5	TO-92
BC549	NPN	General Purpose	30	30	5	0.1	110	800	5	2	0.6	100	5	TO-92
BC550	NPN	General Purpose	45	50	5	0.1	110	800	5	2	0.6	100	5	TO-92
BC556	PNP	General Purpose	65	80	5	0.1	110	800	5	2	0.65	100	5	TO-92
BC557	PNP	General Purpose	45	50	5	0.1	110	800	5	2	0.65	100	5	TO-92
BC558	PNP	General Purpose	30	30	5	0.1	110	800	5	2	0.65	100	5	TO-92
BC559	PNP	General Purpose	30	30	5	0.1	110	800	5	2	0.65	100	5	TO-92
BC560	PNP	General Purpose	45	50	5	0.1	110	800	5	2	0.65	100	5	TO-92
BC635	NPN	General Purpose	45	45	5	1	40	250	2	150	0.5	500	50	TO-92
BC636	PNP	General Purpose	45	45	5	1	40	250	2	150	0.5	500	50	TO-92
BC637	NPN	General Purpose	60	60	5	1	40	160	2	150	0.5	500	50	TO-92
BC638	PNP	General Purpose	60	60	5	1	40	160	2	150	0.5	500	50	TO-92
BC639	NPN	General Purpose	80	100	5	1	40	160	2	150	0.5	500	50	TO-92
BC63916	NPN	General Purpose	80	100	5	1	100	250	2	150	0.5	500	50	TO-92
BC640	PNP	General Purpose	80	100	5	1	40	160	2	150	0.5	500	50	TO-92
BCX79	PNP	General Purpose	45	45	5	0.5	80	1000	1	10	1	100	2.5	TO-92
BF199	NPN	RF	25	40	4	0.05	38	–	10	7	0.2	10	5	TO-92
BSR50	NPN	Darlington	45	60	5	–	1000	–	10	150	1.3	500	0.5	TO-92
FJN3302R	NPN	Digital	50	50	10	0.1	30	–	5	10	0.3	10	0.5	TO-92

Small Signal Transistor (continued)														
Product Number	Configuration	Function	V _{CEO} (V)	V _{CBO} (V)	V _{EBO} (V)	I _C Max (A)	h _{FE}				Saturation Voltage			Package
							Min.	Max.	@V _{CE} (V)	@I _C (mA)	V _{CE(sat)} (V)	@I _C (mA)	@I _B (mA)	
FJN3303R	NPN	Digital	50	50	10	0.1	56	–	5	5	0.3	10	0.5	TO-92
FJN3305R	NPN	Digital	50	50	10	0.1	30	–	5	5	0.3	10	0.5	TO-92
FJN3314R	NPN	Digital	50	50	10	0.1	68	–	5	5	0.3	10	0.5	TO-92
FJN4301R	PNP	Digital	50	50	10	0.1	20	–	5	10	0.3	10	0.5	TO-92
FJN4302R	PNP	Digital	50	50	10	0.1	30	–	5	5	0.3	10	0.5	TO-92
FJN4303R	PNP	Digital	50	50	10	0.1	56	–	5	5	0.3	10	0.5	TO-92
FJN4305R	PNP	Digital	50	50	10	0.1	30	–	5	5	0.3	10	0.5	TO-92
FJN4309R	PNP	Digital	40	40	5	0.1	100	600	5	1	0.3	10	1	TO-92
FJN965	NPN	General Purpose	20	40	7	5	230	600	2	500	1	3000	100	TO-92
KSA1015	PNP	General Purpose	50	50	5	0.15	70	400	6	2	0.3	100	10	TO-92
KSA539	PNP	General Purpose	45	60	5	0.2	40	240	1	50	0.5	150	15	TO-92
KSA643	PNP	General Purpose	20	40	5	0.5	40	400	1	100	0.4	500	50	TO-92
KSA708	PNP	General Purpose	60	80	8	0.7	40	240	2	50	0.7	500	50	TO-92
KSA733	PNP	General Purpose	50	60	5	0.15	40	700	6	1	0.3	100	10	TO-92
KSA992	PNP	General Purpose	120	120	5	0.05	200	800	6	1	0.3	10	1	TO-92
KSB1116	PNP	General Purpose	50	60	6	1	135	600	2	100	0.3	1000	50	TO-92
KSB1116A	PNP	General Purpose	60	80	6	1	135	600	2	100	0.3	1000	50	TO-92
KSB1116S	PNP	General Purpose	50	60	6	1	135	600	2	100	0.3	1000	50	TO-92
KSB564A	PNP	General Purpose	25	30	5	1	70	400	1	100	0.5	1000	100	TO-92
KSC1008	NPN	General Purpose	60	80	8	0.7	40	400	2	50	0.4	500	50	TO-92
KSC1009	NPN	General Purpose	140	160	8	0.7	40	400	2	50	0.7	200	20	TO-92
KSC1393	NPN	RF	30	30	4	0.02	40	180	10	2	–	–	–	TO-92
KSC1674	NPN	RF	20	30	4	0.02	40	240	6	1	0.3	10	1	TO-92
KSC1730	NPN	RF	15	30	5	0.05	40	240	10	5	0.5	10	1	TO-92
KSC1815	NPN	General Purpose	50	60	5	0.15	70	700	6	2	0.25	100	10	TO-92
KSC1845	NPN	General Purpose	120	120	5	0.05	200	1200	6	1	0.3	10	1	TO-92
KSC388	NPN	RF	25	30	4	0.05	20	200	12.5	12.5	0.2	15	1.5	TO-92
KSC5019	NPN	General Purpose	10	30	6	2	140	600	1	500	0.5	2000	50	TO-92
KSC815	NPN	General Purpose	45	60	5	0.2	40	400	1	50	0.4	150	15	TO-92
KSC900	NPN	General Purpose	25	30	5	0.05	120	1000	3	0.5	0.2	20	2	TO-92
KSC945	NPN	General Purpose	50	60	5	0.15	40	700	6	1	0.3	100	10	TO-92
KSD1616	NPN	General Purpose	50	60	6	1	135	600	2	100	0.3	1000	50	TO-92
KSD1616A	NPN	General Purpose	60	120	6	1	135	400	2	100	0.3	1000	50	TO-92
KSD261	NPN	General Purpose	20	40	5	0.5	120	400	1	100	0.4	500	50	TO-92
KSD471A	NPN	General Purpose	30	40	5	1	120	400	1	100	0.5	1000	100	TO-92
KSD5041	NPN	General Purpose	20	40	7	5	180	600	2	500	1	3000	100	TO-92
KSP05	NPN	General Purpose	60	60	4	0.5	50	–	1	10	0.25	100	10	TO-92
KSP06	NPN	General Purpose	80	80	4	0.5	50	–	1	10	0.25	100	10	TO-92
KSP10	NPN	RF	25	30	3	–	60	–	10	4	0.5	4	0.4	TO-92
KSP13	NPN	Darlington	30	30	10	0.5	10000	–	5	100	1.5	100	0.1	TO-92
KSP2222A	NPN	General Purpose	40	75	6	0.6	100	300	10	150	1	500	50	TO-92
KSP2907A	PNP	General Purpose	60	60	5	0.6	100	300	10	150	1.6	500	50	TO-92
KSP42	NPN	General Purpose	300	300	6	0.5	40	–	10	30	0.5	20	2	TO-92
KSP43	NPN	General Purpose	200	200	6	0.5	40	–	10	30	0.5	20	2	TO-92
KSP44	NPN	General Purpose	400	500	6	0.3	50	200	10	10	0.75	50	5	TO-92
KSP45	NPN	General Purpose	30	40	6	0.3	50	200	10	10	0.5	10	5	TO-92

SMALL SIGNAL TRANSISTOR

Small Signal Transistor (continued)														
Product Number	Configuration	Function	V _{CEO} (V)	V _{CBO} (V)	V _{EBO} (V)	I _C Max (A)	h _{FE}				Saturation Voltage			Package
							Min.	Max.	@ V _{CE} (V)	@ I _C (mA)	V _{CE(sat)} (V)	@ I _C (mA)	@ I _B (mA)	
KSP55	PNP	General Purpose	60	60	4	0.5	50	–	1	10	0.25	100	10	TO-92
KSP56	PNP	General Purpose	80	80	4	0.5	50	–	1	10	0.25	100	10	TO-92
KSP8099	NPN	General Purpose	80	80	6	0.5	100	300	5	1	0.4	100	5	TO-92
KSP92	PNP	General Purpose	300	300	5	0.5	40	–	10	10	0.5	20	2	TO-92
KSP94	PNP	General Purpose	400	400	6	0.3	50	300	10	10	0.75	50	5	TO-92
MPS5179	NPN	RF	12	20	2	0.05	25	250	1	3	0.4	10	1	TO-92
MPS651	NPN	General Purpose	60	80	5	0.8	75	–	2	500	0.3	1000	100	TO-92
MPS6513	NPN	General Purpose	30	40	4	–	90	180	10	2	0.5	50	5	TO-92
MPS6515	NPN	General Purpose	25	40	4	0.2	250	500	10	2	0.5	50	5	TO-92
MPS6518	PNP	General Purpose	40	–	4	0.2	150	300	10	2	0.5	50	5	TO-92
MPS6521	NPN	General Purpose	25	40	4	0.1	300	600	10	2	0.5	50	5	TO-92
MPS6523	PNP	General Purpose	25	45	4	0.5	300	600	10	2	0.5	50	5	TO-92
MPS6531	NPN	General Purpose	40	60	5	1	90	270	1	100	0.3	100	10	TO-92
MPS6534	PNP	General Purpose	40	40	4	0.8	90	270	1	100	0.3	100	10	TO-92
MPS6562	PNP	General Purpose	25	25	5	1	50	200	1	500	0.5	500	50	TO-92
MPS751	PNP	General Purpose	60	80	5	2	75	–	2	500	0.5	2000	200	TO-92
MPS8098	NPN	General Purpose	60	60	6	0.5	100	300	5	1	0.4	100	5	TO-92
MPS8598	PNP	General Purpose	60	60	5	–	100	300	5	1	0.4	100	10	TO-92
MPSA05	NPN	General Purpose	60	60	4	0.5	100	–	1	100	0.25	100	10	TO-92
MPSA06	NPN	General Purpose	80	80	4	0.5	100	–	1	100	0.25	100	10	TO-92
MPSA12	NPN	Darlington	20	20	10	1.2	20000	–	5	10	1	10	0.01	TO-92
MPSA13	NPN	Darlington	30	30	10	1.2	10000	–	5	100	1.5	100	0.1	TO-92
MPSA14	NPN	Darlington	30	30	10	1.2	20000	–	5	100	1.5	100	0.1	TO-92
MPSA18	NPN	General Purpose	45	45	6	0.1	500	1500	5	10	0.3	50	5	TO-92
MPSA20	NPN	General Purpose	40	–	4	–	40	400	10	5	0.25	10	1	TO-92
MPSA27	NPN	Darlington	60	60	10	0.8	10000	–	5	100	1.5	100	10	TO-92
MPSA28	NPN	Darlington	80	80	12	0.8	10000	–	5	100	1.5	100	0.1	TO-92
MPSA29	NPN	Darlington	100	100	12	0.8	10000	–	5	100	1.5	100	0.1	TO-92
MPSA42	NPN	General Purpose	300	300	6	0.5	40	–	10	30	0.5	20	2	TO-92
MPSA43	NPN	General Purpose	200	200	6	0.2	50	200	10	30	0.4	20	2	TO-92
MPSA55	PNP	General Purpose	60	60	4	0.5	100	–	1	10	0.25	100	10	TO-92
MPSA56	PNP	General Purpose	80	80	4	0.5	100	–	1	100	0.25	100	10	TO-92
MPSA63	PNP	Darlington	30	30	10	1.2	10000	–	5	100	1.5	100	0.1	TO-92
MPSA64	PNP	Darlington	30	30	10	1.2	20000	–	5	100	1.5	100	0.1	TO-92
MPSA65	PNP	Darlington	30	30	10	1.2	20000	–	5	100	1.5	100	0.1	TO-92
MPSA77	PNP	Darlington	–	60	10	1.2	10000	–	5	100	1.5	100	0.1	TO-92
MPSA92	PNP	General Purpose	300	300	5	0.5	40	–	10	10	0.5	20	2	TO-92
MPSA93	PNP	General Purpose	200	200	5	–	40	–	10	10	0.5	20	2	TO-92
MPSH10	NPN	RF	25	30	3	0.05	60	–	10	4	0.5	4	0.4	TO-92
MPSH11	NPN	RF	25	30	3	0.05	60	–	10	4	0.5	4	0.4	TO-92
MPSH81	PNP	RF	20	20	3	0.05	60	–	10	5	0.5	5	0.5	TO-92
PN100	NPN	General Purpose	45	75	6	0.5	100	450	1	10	0.4	200	20	TO-92
PN100A	NPN	General Purpose	45	75	6	0.5	300	600	1	10	0.4	200	20	TO-92
PN200	PNP	General Purpose	45	60	6	0.5	100	450	1	10	0.4	200	20	TO-92
PN200A	PNP	General Purpose	45	60	6	0.5	300	600	1	10	0.4	200	20	TO-92
PN222	NPN	General Purpose	30	60	5	0.6	100	300	1	5	0.3	300	30	TO-92

Small Signal Transistor (continued)														
Product Number	Configuration	Function	V_{CE0} (V)	V_{CBO} (V)	V_{EBO} (V)	I_C Max (A)	h_{FE}				Saturation Voltage			Package
							Min.	Max.	@ V_{CE} (V)	@ I_C (mA)	$V_{CE(sat)}$ (V)	@ I_C (mA)	@ I_B (mA)	
PN2222A	NPN	General Purpose	40	75	6	1	100	300	10	150	1	500	50	TO-92
PN2369	NPN	General Purpose	15	40	4	0.2	40	120	1	10	0.25	10	1	TO-92
PN2369A	NPN	General Purpose	15	40	4	0.2	40	120	1	10	0.5	100	10	TO-92
PN2484	NPN	General Purpose	60	60	5	0.1	100	500	5	0.01	0.35	1	0.1	TO-92
PN2907	PNP	General Purpose	40	60	5	0.8	100	300	10	150	1.6	500	50	TO-92
PN2907A	PNP	General Purpose	60	60	5	0.8	100	300	10	150	1.6	500	50	TO-92
PN3563	NPN	RF	15	30	2	0.05	20	200	10	8	–	–	–	TO-92
PN3565	NPN	General Purpose	25	30	6	0.5	150	600	10	1	0.35	1	0.1	TO-92
PN3567	NPN	General Purpose	40	80	5	0.6	40	120	1	150	0.25	150	15	TO-92
PN3568	NPN	General Purpose	60	80	5	1	40	120	1	150	0.25	150	15	TO-92
PN3569	NPN	General Purpose	40	80	5	0.5	100	300	1	150	0.25	150	15	TO-92
PN3638A	PNP	General Purpose	25	25	4	0.8	100	–	1	50	1	300	30	TO-92
PN3640	PNP	General Purpose	12	12	4	0.2	30	120	0.3	10	0.6	50	5	TO-92
PN3642	NPN	General Purpose	45	60	5	0.5	40	120	10	150	0.22	150	15	TO-92
PN3643	NPN	General Purpose	30	60	5	0.5	100	300	10	150	0.22	150	15	TO-92
PN3644	PNP	General Purpose	45	45	5	0.8	100	300	10	150	0.4	150	15	TO-92
PN3645	PNP	General Purpose	60	60	5	0.8	100	300	10	150	0.4	150	15	TO-92
PN3646	NPN	General Purpose	15	40	5	0.3	30	120	0.4	30	0.28	100	10	TO-92
PN4249	PNP	General Purpose	60	60	5	0.5	100	300	5	0.1	0.25	10	0.5	TO-92
PN4250	PNP	General Purpose	40	40	5	0.5	250	700	5	0.1	0.25	10	1	TO-92
PN4250A	PNP	General Purpose	60	60	5	0.5	250	700	5	0.1	0.25	10	0.5	TO-92
PN4275	NPN	General Purpose	15	40	4	0.2	35	120	1	10	0.5	100	10	TO-92
PN4917	PNP	General Purpose	30	30	5	0.2	150	300	1	10	0.3	50	5	TO-92
PN5134	PNP	General Purpose	10	20	3	0.5	20	150	1	10	0.25	10	1	TO-92
PN5138	PNP	General Purpose	30	30	5	0.5	50	800	10	0	0.3	10	0.5	TO-92
PN5179	NPN	RF	12	20	2	0.05	25	250	1	3	0.4	10	1	TO-92
PN918	NPN	RF	15	30	3	0.05	20	–	1	3	0.4	10	1	TO-92
SS8050	NPN	General Purpose	25	40	6	1.5	85	300	1	100	0.5	800	80	TO-92
SS8550	PNP	General Purpose	25	40	6	1.5	85	300	1	100	0.5	800	80	TO-92
SS9012	PNP	General Purpose	20	40	5	0.5	64	202	1	50	0.6	500	50	TO-92
SS9013	NPN	General Purpose	20	40	5	0.5	64	202	1	50	0.6	500	50	TO-92
SS9014	NPN	General Purpose	45	50	5	0.1	60	1000	5	1	0.3	100	5	TO-92
SS9018	NPN	RF	15	30	5	0.05	28	198	5	1	0.5	10	1	TO-92
TIS97	NPN	General Purpose	40	40	6	0.5	250	700	5	0.1	–	–	–	TO-92
KSA1013	PNP	General Purpose	160	160	6	1	60	320	5	200	1.5	500	50	TO-92L
KSA1281	PNP	General Purpose	50	50	5	2	70	240	2	500	0.5	1000	0.05	TO-92L
KSA916	PNP	General Purpose	120	120	5	0.8	80	240	5	100	1	500	50	TO-92L
KSA928A	PNP	General Purpose	30	30	5	2	100	320	2	500	2	1500	30	TO-92L
KSA931	PNP	General Purpose	60	80	8	0.7	40	240	2	50	0.7	500	50	TO-92L
KSC2310	NPN	General Purpose	150	200	5	0.05	40	240	5	10	0.5	10	1	TO-92L
KSC2316	NPN	General Purpose	120	120	5	0.8	80	240	5	100	1	500	50	TO-92L
KSC2328A	NPN	General Purpose	30	30	5	2	100	320	2	500	2	1500	30	TO-92L
KSC2330	NPN	General Purpose	300	300	7	0.1	40	240	10	20	0.5	10	1	TO-92L
KSC2331	NPN	General Purpose	60	80	8	0.7	40	240	2	50	0.7	500	50	TO-92L
KSC2383	NPN	General Purpose	160	160	6	1	60	320	5	200	1.5	500	50	TO-92L
KSC2500	NPN	General Purpose	150	300	6	2	140	600	5	500	0.5	2000	30	TO-92L

TRANSIENT VOLTAGE SUPPRESSOR (TVS)

Transient Voltage Suppressor (TVS)										
Product Number	V _{RWM} Reverse Stand-off Voltage (V)	V _{BR} Breakdown Voltage (V)		Test Condition I _T (mA)	V _C Max. Clamping Voltage @ I _{PPM} (V)	I _{PPM} Max. Peak Pulse Surge Current (A)	I _R Max. Reverse Leakage @ V _{RWM} (μA)	Type	P _{PPM} (W)	Direction
		Min.	Max.							
DO-15										
SA5V0A	5	6.4	7	10	9.2	54.3	600	Axial-Lead	500	Unidirectional
SA5V0CA	5	6.4	7	10	9.2	54.3	1200	Axial-Lead	500	Bidirectional
P6KE6V8A	5.8	6.45	7.14	10	10.5	57.1	1000	Axial-Lead	600	Unidirectional
P6KE6V8CA	5.8	6.45	7.14	10	10.5	57.1	2000	Axial-Lead	600	Bidirectional
SA6V0A	6	6.67	7.37	10	10.3	48.5	600	Axial-Lead	500	Unidirectional
SA6V0CA	6	6.67	7.37	10	10.3	48.5	1200	Axial-Lead	500	Bidirectional
P6KE7V5A	6.4	7.13	7.88	1	11.3	53.1	500	Axial-Lead	600	Unidirectional
P6KE7V5CA	6.4	7.13	7.88	1	11.3	53.1	1000	Axial-Lead	600	Bidirectional
P6KE8V2A	7.02	7.79	8.61	1	12.1	50	200	Axial-Lead	600	Unidirectional
P6KE8V2CA	7.02	7.79	8.61	1	12.1	50	400	Axial-Lead	600	Bidirectional
SA7V5A	7.5	8.33	9.21	1	12.9	38.8	50	Axial-Lead	500	Unidirectional
P6KE9V1A	7.78	8.65	9.55	1	13.4	45	50	Axial-Lead	600	Unidirectional
P6KE9V1CA	7.78	8.65	9.55	1	13.4	45	100	Axial-Lead	600	Bidirectional
SA8V0A	8	8.89	9.83	1	13.6	36.7	25	Axial-Lead	500	Unidirectional
P6KE10A	8.55	9.5	10.5	1	14.5	41	10	Axial-Lead	600	Unidirectional
P6KE10CA	8.55	9.5	10.5	1	14.5	41	20	Axial-Lead	600	Bidirectional
SA9V0CA	9	10	11.1	1	15.4	32.5	10	Axial-Lead	500	Bidirectional
P6KE11A	9.4	10.5	11.6	1	15.6	38	5	Axial-Lead	600	Unidirectional
P6KE11CA	9.4	10.5	11.6	1	15.6	38	10	Axial-Lead	600	Bidirectional
SA10A	10	11.1	12.3	1	17	29.4	1	Axial-Lead	500	Unidirectional
SA10CA	10	11.1	12.3	1	17	29.4	1	Axial-Lead	500	Bidirectional
P6KE12A	10.2	11.4	12.6	1	16.7	36	5	Axial-Lead	600	Unidirectional
P6KE12CA	10.2	11.4	12.6	1	16.7	36	5	Axial-Lead	600	Bidirectional
SA11A	11	12.2	13.5	1	18.2	27.4	1	Axial-Lead	500	Unidirectional
SA11CA	11	12.2	13.5	1	18.2	27.4	1	Axial-Lead	500	Bidirectional
P6KE13A	11.1	12.4	13.7	1	18.2	33	5	Axial-Lead	600	Unidirectional
P6KE13CA	11.1	12.4	13.7	1	18.2	33	5	Axial-Lead	600	Bidirectional
SA12A	12	13.3	14.7	1	19.9	25.1	1	Axial-Lead	500	Unidirectional
SA12CA	12	13.3	14.7	1	19.9	25.1	1	Axial-Lead	500	Bidirectional
P6KE15A	12.8	14.3	15.8	1	21.2	28	5	Axial-Lead	600	Unidirectional
P6KE15CA	12.8	14.3	15.8	1	21.2	28	5	Axial-Lead	600	Bidirectional
SA13A	13	14.4	15.9	1	21.5	23.2	1	Axial-Lead	500	Unidirectional
SA13CA	13	14.4	15.9	1	21.5	23.2	1	Axial-Lead	500	Bidirectional
P6KE16A	13.6	15.2	16.8	1	22.5	27	5	Axial-Lead	600	Unidirectional
P6KE16CA	13.6	15.2	16.8	1	22.5	27	5	Axial-Lead	600	Bidirectional
SA14A	14	15.6	17.2	1	23.2	21.5	1	Axial-Lead	500	Unidirectional
SA14CA	14	15.6	17.2	1	23.2	21.5	1	Axial-Lead	500	Bidirectional
SA15A	15	16.7	18.5	1	24.4	20.6	1	Axial-Lead	500	Unidirectional
SA15CA	15	16.7	18.5	1	24.4	20.6	1	Axial-Lead	500	Bidirectional
P6KE18A	15.3	17.1	18.9	1	25.2	24	5	Axial-Lead	600	Unidirectional
P6KE18CA	15.3	17.1	18.9	1	25.2	24	5	Axial-Lead	600	Bidirectional
SA16A	16	17.8	19.7	1	26	19.2	1	Axial-Lead	500	Unidirectional
SA16CA	16	17.8	19.7	1	26	19.2	1	Axial-Lead	500	Bidirectional
SA17CA	17	18.9	20.8	1	27.6	17.5	1	Axial-Lead	500	Bidirectional

Transient Voltage Suppressor (TVS) (continued)										
Product Number	V _{RWM} Reverse Stand-off Voltage (V)	V _{BR} Breakdown Voltage (V)		Test Condition I _T (mA)	V _C Max. Clamping Voltage @ I _{PPM} (V)	I _{PPM} Max. Peak Pulse Surge Current (A)	I _R Max. Reverse Leakage @ V _{RWM} (μA)	Type	P _{PPM} (W)	Direction
		Min.	Max.							
P6KE20A	17.1	19	21	1	27.7	22	5	Axial-Lead	600	Unidirectional
P6KE20CA	17.1	19	21	1	27.7	22	5	Axial-Lead	600	Bidirectional
SA18A	18	20	22.1	1	29.2	17.2	1	Axial-Lead	500	Unidirectional
SA18CA	18	20	22.1	1	29.2	17.2	1	Axial-Lead	500	Bidirectional
P6KE22A	18.8	20.9	23.1	1	30.6	20	5	Axial-Lead	600	Unidirectional
P6KE22CA	18.8	20.9	23.1	1	30.6	20	5	Axial-Lead	600	Bidirectional
SA20A	20	22.2	24.5	1	32.4	15.4	1	Axial-Lead	500	Unidirectional
SA20CA	20	22.2	24.5	1	32.4	15.4	1	Axial-Lead	500	Bidirectional
P6KE24A	20.5	22.8	25.2	1	33.2	18.1	5	Axial-Lead	600	Unidirectional
P6KE24CA	20.5	22.8	25.2	1	33.2	18.1	5	Axial-Lead	600	Bidirectional
SA22A	22	24.4	26.9	1	35.5	14.1	1	Axial-Lead	500	Unidirectional
SA22CA	22	24.4	26.9	1	35.5	14.1	1	Axial-Lead	500	Bidirectional
P6KE27A	23.1	25.7	28.4	1	37.5	16	5	Axial-Lead	600	Unidirectional
P6KE27CA	23.1	25.7	28.4	1	37.5	16	5	Axial-Lead	600	Bidirectional
SA24A	24	26.7	29.5	1	38.9	12.8	1	Axial-Lead	500	Unidirectional
SA24CA	24	26.7	29.5	1	38.9	12.8	1	Axial-Lead	500	Bidirectional
P6KE30A	25.6	28.5	31.5	1	41.4	14.5	5	Axial-Lead	600	Unidirectional
P6KE30CA	25.6	28.5	31.5	1	41.4	14.5	5	Axial-Lead	600	Bidirectional
SA26A	26	28.9	31.9	1	42.1	11.9	1	Axial-Lead	500	Unidirectional
SA26CA	26	28.9	31.9	1	42.1	11.9	1	Axial-Lead	500	Bidirectional
SA28A	28	31.1	34.4	1	45.4	11	1	Axial-Lead	500	Unidirectional
SA28CA	28	31.1	34.4	1	45.4	11	1	Axial-Lead	500	Bidirectional
P6KE33A	28.2	31.4	34.7	1	45.7	13.2	5	Axial-Lead	600	Unidirectional
P6KE33CA	28.2	31.4	34.7	1	45.7	13.2	5	Axial-Lead	600	Bidirectional
SA30A	30	33.3	36.8	1	48.4	10.3	1	Axial-Lead	500	Unidirectional
SA30CA	30	33.3	36.8	1	48.4	10.3	1	Axial-Lead	500	Bidirectional
P6KE36A	30.8	34.2	37.8	1	49.9	12	5	Axial-Lead	600	Unidirectional
P6KE36CA	30.8	34.2	37.8	1	49.9	12	5	Axial-Lead	600	Bidirectional
SA33A	33	36.7	40.6	1	53.3	9.4	1	Axial-Lead	500	Unidirectional
SA33CA	33	36.7	40.6	1	53.3	9.4	1	Axial-Lead	500	Bidirectional
P6KE39A	33.3	37.1	41	1	53.9	11.2	5	Axial-Lead	600	Unidirectional
P6KE39CA	33.3	37.1	41	1	53.9	11.2	5	Axial-Lead	600	Bidirectional
SA36CA	36	40	44.2	1	58.1	8.6	1	Axial-Lead	500	Bidirectional
P6KE43A	36.8	40.9	45.2	1	59.3	10.1	5	Axial-Lead	600	Unidirectional
P6KE43CA	36.8	40.9	45.2	1	59.3	10.1	5	Axial-Lead	600	Bidirectional
SA40A	40	44.4	49.1	1	64.5	7.8	1	Axial-Lead	500	Unidirectional
P6KE47A	40.2	44.7	49.4	1	64.8	9.3	5	Axial-Lead	600	Unidirectional
P6KE47CA	40.2	44.7	49.4	1	64.8	9.3	5	Axial-Lead	600	Bidirectional
SA43A	43	47.8	52.8	1	69.4	7.2	1	Axial-Lead	500	Unidirectional
SA43CA	43	47.8	52.8	1	69.4	7.2	1	Axial-Lead	500	Bidirectional
P6KE51A	43.6	48.5	53.6	1	70.1	8.6	5	Axial-Lead	600	Unidirectional
P6KE51CA	43.6	48.5	53.6	1	70.1	8.6	5	Axial-Lead	600	Bidirectional
SA45A	45	50	55.3	1	72.7	6.9	1	Axial-Lead	500	Unidirectional
SA45CA	45	50	55.3	1	72.7	6.9	1	Axial-Lead	500	Bidirectional
P6KE56A	47.8	53.2	59.3	1	77	7.8	5	Axial-Lead	600	Unidirectional

TRANSIENT VOLTAGE SUPPRESSOR (TVS)

Transient Voltage Suppressor (TVS) (continued)										
Product Number	V _{RWM} Reverse Stand-off Voltage (V)	V _{BR} Breakdown Voltage (V)		Test Condition I _T (mA)	V _C Max. Clamping Voltage @ I _{PPM} (V)	I _{PPM} Max. Peak Pulse Surge Current (A)	I _R Max. Reverse Leakage @ V _{RWM} (μA)	Type	P _{PPM} (W)	Direction
		Min.	Max.							
P6KE56CA	47.8	53.2	58.8	1	77	7.8	5	Axial-Lead	600	Bidirectional
SA48A	48	53.3	58.9	1	77.4	6.5	1	Axial-Lead	500	Unidirectional
SA48CA	48	53.3	58.9	1	77.4	6.5	1	Axial-Lead	500	Bidirectional
P6KE62A	53	58.9	65.1	1	85	7.1	5	Axial-Lead	600	Unidirectional
P6KE62CA	53	58.9	65.1	1	85	7.1	5	Axial-Lead	600	Bidirectional
SA54CA	54	60	66.3	1	87.1	5.7	1	Axial-Lead	500	Bidirectional
SA58CA	58	64.4	71.2	1	93.6	5.3	1	Axial-Lead	500	Bidirectional
P6KE68A	58.1	64.6	71.4	1	92	6.5	5	Axial-Lead	600	Unidirectional
P6KE68CA	58.1	64.6	71.4	1	92	6.5	5	Axial-Lead	600	Bidirectional
SA60A	60	66.7	73.7	1	96.8	5.2	1	Axial-Lead	500	Unidirectional
SA60CA	60	66.7	73.7	1	96.8	5.2	1	Axial-Lead	500	Bidirectional
SA64A	64	71.1	78.6	1	103	4.9	1	Axial-Lead	500	Unidirectional
P6KE75A	64.1	71.3	78.8	1	103	5.8	5	Axial-Lead	600	Unidirectional
P6KE75CA	64.1	71.3	78.8	1	103	5.8	5	Axial-Lead	600	Bidirectional
SA70A	70	77.8	86	1	113	4.4	1	Axial-Lead	500	Unidirectional
SA70CA	70	77.8	86	1	113	4.4	1	Axial-Lead	500	Bidirectional
P6KE82A	70.1	77.9	86.1	1	113	5.3	5	Axial-Lead	600	Unidirectional
P6KE82CA	70.1	77.9	86.1	1	113	5.3	5	Axial-Lead	600	Bidirectional
SA75A	75	83.3	92.1	1	121	4.1	1	Axial-Lead	500	Unidirectional
P6KE91A	77.8	86.5	95.5	1	125	4.8	5	Axial-Lead	600	Unidirectional
P6KE91CA	77.8	86.5	95.5	1	125	4.8	5	Axial-Lead	600	Bidirectional
SA78A	78	86.7	95.8	1	126	4	1	Axial-Lead	500	Unidirectional
P6KE100A	85.5	95	105	1	137	4.4	5	Axial-Lead	600	Unidirectional
P6KE100CA	85.5	95	105	1	137	4.4	5	Axial-Lead	600	Bidirectional
P6KE110A	94	105	116	1	152	4	5	Axial-Lead	600	Unidirectional
P6KE110CA	94	105	116	1	152	4	5	Axial-Lead	600	Bidirectional
P6KE120A	102	114	126	1	165	3.6	5	Axial-Lead	600	Unidirectional
P6KE120CA	102	114	126	1	165	3.6	5	Axial-Lead	600	Bidirectional
SA110A	110	122	135	1	177	2.8	1	Axial-Lead	500	Unidirectional
P6KE130A	111	124	137	1	179	3.4	5	Axial-Lead	600	Unidirectional
P6KE130CA	111	124	137	1	179	3.4	5	Axial-Lead	600	Bidirectional
SA120A	120	133	147	1	193	2.7	1	Axial-Lead	500	Unidirectional
P6KE150A	128	143	158	1	207	2.9	5	Axial-Lead	600	Unidirectional
P6KE150CA	128	143	158	1	207	2.9	5	Axial-Lead	600	Bidirectional
SA130A	130	144	159	1	209	2.4	1	Axial-Lead	500	Unidirectional
P6KE160A	136	152	168	1	219	2.7	5	Axial-Lead	600	Unidirectional
P6KE160CA	136	152	168	1	219	2.7	5	Axial-Lead	600	Bidirectional
P6KE170A	145	162	179	1	234	2.6	5	Axial-Lead	600	Unidirectional
P6KE170CA	145	162	179	1	234	2.6	5	Axial-Lead	600	Bidirectional
SA150A	150	167	185	1	243	2.1	1	Axial-Lead	500	Unidirectional
P6KE180A	154	171	189	1	246	2.4	5	Axial-Lead	600	Unidirectional
P6KE180CA	154	171	189	1	246	2.4	5	Axial-Lead	600	Bidirectional
SA160A	160	178	197	1	259	1.9	1	Axial-Lead	500	Unidirectional
SA170A	170	189	209	1	275	1.8	1	Axial-Lead	500	Unidirectional
SA170CA	170	189	209	1	275	1.8	1	Axial-Lead	500	Bidirectional

Transient Voltage Suppressor (TVS) (continued)										
Product Number	V _{RWM} Reverse Stand-off Voltage (V)	V _{BR} Breakdown Voltage (V)		Test Condition I _T (mA)	V _C Max. Clamping Voltage @ I _{PPM} (V)	I _{PPM} Max. Peak Pulse Surge Current (A)	I _R Max. Reverse Leakage @ V _{RWM} (μA)	Type	P _{PPM} (W)	Direction
		Min.	Max.							
P6KE200A	171	190	210	1	274	2.2	5	Axial-Lead	600	Unidirectional
P6KE200CA	171	190	210	1	274	2.2	5	Axial-Lead	600	Bidirectional
P6KE220A	185	209	231	1	328	1.9	5	Axial-Lead	600	Unidirectional
P6KE220CA	185	209	231	1	328	1.9	5	Axial-Lead	600	Bidirectional
P6KE250A	214	237	263	1	344	1.8	5	Axial-Lead	600	Unidirectional
P6KE250CA	214	237	263	1	344	1.8	5	Axial-Lead	600	Bidirectional
P6KE300A	256	285	315	1	414	1.5	5	Axial-Lead	600	Unidirectional
P6KE300CA	256	285	315	1	414	1.5	5	Axial-Lead	600	Bidirectional
P6KE350A	300	332	368	1	482	1.3	5	Axial-Lead	600	Unidirectional
P6KE350CA	300	332	368	1	482	1.3	5	Axial-Lead	600	Bidirectional
P6KE400A	342	380	420	1	548	1.1	5	Axial-Lead	600	Unidirectional
P6KE400CA	342	380	420	1	548	1.1	5	Axial-Lead	600	Bidirectional
P6KE440A	376	418	462	1	602	1	5	Axial-Lead	600	Unidirectional
P6KE440CA	376	418	462	1	602	1	5	Axial-Lead	600	Bidirectional
DO-201AE										
1V5KE6V8A	5.8	6.45	7.14	10	10.5	142	1000	Axial-Lead	1500	Unidirectional
1V5KE6V8CA	5.8	6.45	7.14	10	10.5	143	2000	Axial-Lead	1500	Bidirectional
1V5KE7V5A	6.4	7.13	7.88	10	11.3	133	500	Axial-Lead	1500	Unidirectional
1V5KE7V5CA	6.4	7.13	7.88	10	11.3	133	1000	Axial-Lead	1500	Bidirectional
1V5KE8V2CA	7.02	7.79	8.61	10	12.1	124	400	Axial-Lead	1500	Bidirectional
1V5KE10A	8.55	9.5	10.5	1	14.5	103	10	Axial-Lead	1500	Unidirectional
1V5KE10CA	8.55	9.5	10.5	1	14.5	103	20	Axial-Lead	1500	Bidirectional
1V5KE11A	9.4	10.5	11.6	1	15.6	96.2	5	Axial-Lead	1500	Unidirectional
1V5KE11CA	9.4	10.5	11.6	1	15.6	96.2	10	Axial-Lead	1500	Bidirectional
1V5KE12A	10.2	11.4	12.6	1	16.7	90	5	Axial-Lead	1500	Unidirectional
1V5KE12CA	10.2	11.4	12.6	1	16.7	90	5	Axial-Lead	1500	Bidirectional
1V5KE13CA	11.1	12.4	13.7	1	18.2	82	5	Axial-Lead	1500	Bidirectional
1V5KE15A	12.8	14.3	15.8	1	21.2	71	5	Axial-Lead	1500	Unidirectional
1V5KE15CA	12.8	14.3	15.8	1	21.2	71	5	Axial-Lead	1500	Bidirectional
1V5KE16A	13.6	15.2	16.8	1	22.5	67	5	Axial-Lead	1500	Unidirectional
1V5KE16CA	13.6	15.2	16.8	1	22.5	67	5	Axial-Lead	1500	Bidirectional
1V5KE18A	15.3	17.1	18.9	1	26.2	59.5	5	Axial-Lead	1500	Unidirectional
1V5KE18CA	15.3	17.1	18.9	1	26.2	59.5	5	Axial-Lead	1500	Bidirectional
1V5KE20A	17.1	19	21	1	27.7	54.2	5	Axial-Lead	1500	Unidirectional
1V5KE20CA	17.1	19	21	1	27.7	54.2	5	Axial-Lead	1500	Bidirectional
1V5KE22A	18.8	20.9	23.1	1	30.6	49	5	Axial-Lead	1500	Unidirectional
1V5KE22CA	18.8	20.9	23.1	1	30.6	49	5	Axial-Lead	1500	Bidirectional
1V5KE24A	20.5	22.8	25.2	1	33.2	45.2	5	Axial-Lead	1500	Unidirectional
1V5KE24CA	20.5	22.8	25.2	1	33.2	45.2	5	Axial-Lead	1500	Bidirectional
1V5KE27A	23.1	25.7	28.4	1	37.5	40	5	Axial-Lead	1500	Unidirectional
1V5KE27CA	23.1	25.7	28.4	1	37.5	40	5	Axial-Lead	1500	Bidirectional
1V5KE30A	25.6	28.5	31.5	1	41.4	36.2	5	Axial-Lead	1500	Unidirectional
1V5KE30CA	25.6	28.5	31.5	1	41.4	36.2	5	Axial-Lead	1500	Bidirectional
1V5KE33A	28.2	31.4	34.7	1	45.7	33	5	Axial-Lead	1500	Unidirectional
1V5KE33CA	28.2	31.4	34.7	1	45.7	33	5	Axial-Lead	1500	Bidirectional

TRANSIENT VOLTAGE SUPPRESSOR (TVS)

Transient Voltage Suppressor (TVS) (continued)										
Product Number	V _{RWM} Reverse Stand-off Voltage (V)	V _{BR} Breakdown Voltage (V)		Test Condition I _T (mA)	V _C Max. Clamping Voltage @ I _{PPM} (V)	I _{PPM} Max. Peak Pulse Surge Current (A)	I _R Max. Reverse Leakage @ V _{RWM} (μA)	Type	P _{PPM} (W)	Direction
		Min.	Max.							
1V5KE36A	30.8	34.2	37.8	1	49.9	30.1	5	Axial-Lead	1500	Unidirectional
1V5KE36CA	30.8	34.2	37.8	1	49.9	30.1	5	Axial-Lead	1500	Bidirectional
1V5KE39A	33.3	37.1	41	1	53.9	28	5	Axial-Lead	1500	Unidirectional
1V5KE39CA	33.3	37.1	41	1	53.9	28	5	Axial-Lead	1500	Bidirectional
1V5KE43A	36.8	40.9	45.2	1	59.3	25.3	5	Axial-Lead	1500	Unidirectional
1V5KE43CA	36.8	40.9	45.2	1	59.3	25.3	5	Axial-Lead	1500	Bidirectional
1V5KE47A	40.2	44.7	49.4	1	64.8	23.2	5	Axial-Lead	1500	Unidirectional
1V5KE47CA	40.2	44.7	49.4	1	64.8	23.2	5	Axial-Lead	1500	Bidirectional
1V5KE51A	43.6	48.5	53.6	1	70.1	21.4	5	Axial-Lead	1500	Unidirectional
1V5KE51CA	43.6	48.5	53.6	1	70.1	21.4	5	Axial-Lead	1500	Bidirectional
1V5KE56A	47.8	53.2	58.8	1	77	19.5	5	Axial-Lead	1500	Unidirectional
1V5KE56CA	47.8	53.2	58.8	1	77	19.5	5	Axial-Lead	1500	Bidirectional
1V5KE62A	53	58.9	65.1	1	85	17.7	5	Axial-Lead	1500	Unidirectional
1V5KE62CA	53	58.9	65.1	1	85	17.7	5	Axial-Lead	1500	Bidirectional
1V5KE68A	58.1	64.6	71.4	1	92	16.3	5	Axial-Lead	1500	Unidirectional
1V5KE68CA	58.1	64.6	71.4	1	92	16.3	5	Axial-Lead	1500	Bidirectional
1V5KE75A	64.1	71.3	78.8	1	104	14.6	5	Axial-Lead	1500	Unidirectional
1V5KE75CA	64.1	71.3	78.8	1	104	14.6	5	Axial-Lead	1500	Bidirectional
1V5KE82A	70.1	77.9	86.1	1	113	13.3	5	Axial-Lead	1500	Unidirectional
1V5KE82CA	70.1	77.9	86.1	1	113	13.3	5	Axial-Lead	1500	Bidirectional
1V5KE91A	77.8	86.5	95.5	1	125	12	5	Axial-Lead	1500	Unidirectional
1V5KE91CA	77.8	86.5	95.5	1	125	12	5	Axial-Lead	1500	Bidirectional
1V5KE100A	85.5	95	105	1	137	11	5	Axial-Lead	1500	Unidirectional
1V5KE100CA	85.5	95	105	1	137	11	5	Axial-Lead	1500	Bidirectional
1V5KE110A	94	106	116	1	152	9.9	5	Axial-Lead	1500	Unidirectional
1V5KE110CA	94	106	116	1	152	9.9	5	Axial-Lead	1500	Bidirectional
1V5KE120A	102	114	126	1	165	9.1	5	Axial-Lead	1500	Unidirectional
1V5KE120CA	102	114	126	1	165	9.1	5	Axial-Lead	1500	Bidirectional
1V5KE130A	111	124	137	1	179	8.4	5	Axial-Lead	1500	Unidirectional
1V5KE130CA	111	124	137	1	179	8.4	5	Axial-Lead	1500	Bidirectional
1V5KE150A	128	143	158	1	207	7.2	5	Axial-Lead	1500	Unidirectional
1V5KE150CA	128	143	158	1	207	7.2	5	Axial-Lead	1500	Bidirectional
1V5KE160A	136	152	168	1	219	6.8	5	Axial-Lead	1500	Unidirectional
1V5KE160CA	136	152	168	1	219	6.8	5	Axial-Lead	1500	Bidirectional
1V5KE170A	145	162	179	1	234	6.4	5	Axial-Lead	1500	Unidirectional
1V5KE170CA	145	162	179	1	234	6.4	5	Axial-Lead	1500	Bidirectional
1V5KE180A	154	171	189	1	246	6.1	5	Axial-Lead	1500	Unidirectional
1V5KE180CA	154	171	189	1	246	6.1	5	Axial-Lead	1500	Bidirectional
1V5KE200A	171	190	210	1	274	5.5	5	Axial-Lead	1500	Unidirectional
1V5KE200CA	171	190	210	1	274	5.5	5	Axial-Lead	1500	Bidirectional
1V5KE220A	185	209	231	1	328	4.6	5	Axial-Lead	1500	Unidirectional
1V5KE220CA	185	209	231	1	328	4.6	5	Axial-Lead	1500	Bidirectional
1V5KE250A	214	237	263	1	344	4.5	5	Axial-Lead	1500	Unidirectional
1V5KE250CA	214	237	263	1	344	4.5	5	Axial-Lead	1500	Bidirectional
1V5KE300A	256	285	315	1	414	3.8	5	Axial-Lead	1500	Unidirectional

Transient Voltage Suppressor (TVS) (continued)										
Product Number	V _{RWM} Reverse Stand-off Voltage (V)	V _{BR} Breakdown Voltage (V)		Test Condition I _T (mA)	V _C Max. Clamping Voltage @ I _{PPM} (V)	I _{PPM} Max. Peak Pulse Surge Current (A)	I _R Max. Reverse Leakage @ V _{RWM} (μA)	Type	P _{PPM} (W)	Direction
		Min.	Max.							
1V5KE300CA	256	285	315	1	414	3.8	5	Axial-Lead	1500	Bidirectional
1V5KE350A	300	333	368	1	482	3.2	5	Axial-Lead	1500	Unidirectional
1V5KE350CA	300	333	368	1	482	3.2	5	Axial-Lead	1500	Bidirectional
1V5KE400A	342	380	420	1	548	2.8	5	Axial-Lead	1500	Unidirectional
1V5KE400CA	342	380	420	1	548	2.8	5	Axial-Lead	1500	Bidirectional
1V5KE440A	376	418	462	1	602	2.6	5	Axial-Lead	1500	Unidirectional
1V5KE440CA	376	418	462	1	602	2.6	5	Axial-Lead	1500	Bidirectional
DO-214AA(SMB)										
SMBJ5V0A	5	6.4	7	10	9.2	65.2	800	Surface Mount	600	Unidirectional
SMBJ5V0CA	5	6.4	7	10	9.2	65.2	1600	Surface Mount	600	Bidirectional
SMBJ6V0A	6	6.67	7.37	10	10.3	58.3	800	Surface Mount	600	Unidirectional
SMBJ6V0CA	6	6.67	7.37	10	10.3	58.3	1600	Surface Mount	600	Bidirectional
SMBJ6V5A	6.5	7.22	7.98	10	11.2	53.6	500	Surface Mount	600	Unidirectional
SMBJ6V5CA	6.5	7.22	7.98	10	11.2	53.6	1000	Surface Mount	600	Bidirectional
SMBJ7V0A	7	7.78	8.6	10	12	50	200	Surface Mount	600	Unidirectional
SMBJ7V0CA	7	7.78	8.6	10	12	50	400	Surface Mount	600	Bidirectional
SMBJ7V5A	7.5	8.33	9.21	1	12.9	46.5	100	Surface Mount	600	Unidirectional
SMBJ7V5CA	7.5	8.33	9.21	1	12.9	46.5	200	Surface Mount	600	Bidirectional
SMBJ8V0A	8	8.89	9.83	1	13.6	44.1	50	Surface Mount	600	Unidirectional
SMBJ8V0CA	8	8.89	9.83	1	13.6	44.1	100	Surface Mount	600	Bidirectional
SMBJ8V5A	8.5	9.44	10.4	1	14.4	41.7	20	Surface Mount	600	Unidirectional
SMBJ8V5CA	8.5	9.44	10.4	1	14.4	41.7	40	Surface Mount	600	Bidirectional
SMBJ9V0A	9	10	11.1	1	15.4	39	10	Surface Mount	600	Unidirectional
SMBJ9V0CA	9	10	11.1	1	15.4	39	20	Surface Mount	600	Bidirectional
SMBJ10A	10	11.1	12.8	1	17	35.3	5	Surface Mount	600	Unidirectional
SMBJ10CA	10	11.1	12.8	1	17	35.3	5	Surface Mount	600	Bidirectional
SMBJ11A	11	12.2	13.5	1	18.2	33	5	Surface Mount	600	Unidirectional
SMBJ11CA	11	12.2	13.5	1	18.2	33	5	Surface Mount	600	Bidirectional
SMBJ12A	12	13.3	14.7	1	19.9	30.2	5	Surface Mount	600	Unidirectional
SMBJ12CA	12	13.3	14.7	1	19.9	30.2	5	Surface Mount	600	Bidirectional
SMBJ13A	13	14.4	15.9	1	21.5	27.9	5	Surface Mount	600	Unidirectional
SMBJ13CA	13	14.4	15.9	1	21.5	27.9	5	Surface Mount	600	Bidirectional
SMBJ14A	14	15.6	17.2	1	23.2	25.9	5	Surface Mount	600	Unidirectional
SMBJ14CA	14	15.6	17.2	1	23.2	25.9	5	Surface Mount	600	Bidirectional
SMBJ15A	15	16.7	18.5	1	24.4	24.6	5	Surface Mount	600	Unidirectional
SMBJ15CA	15	16.7	18.5	1	24.4	24.6	5	Surface Mount	600	Bidirectional
SMBJ16A	16	17.8	19.7	1	26	23.1	5	Surface Mount	600	Unidirectional
SMBJ16CA	16	17.8	19.7	1	26	23.1	5	Surface Mount	600	Bidirectional
SMBJ17A	17	18.9	20.9	1	27.6	21.7	5	Surface Mount	600	Unidirectional
SMBJ17CA	17	18.9	20.9	1	27.6	21.7	5	Surface Mount	600	Bidirectional
SMBJ18A	18	20	22.1	1	29.2	20.5	5	Surface Mount	600	Unidirectional
SMBJ18CA	18	20	22.1	1	29.2	20.5	5	Surface Mount	600	Bidirectional
SMBJ20A	20	22.2	24.5	1	32.4	18.5	5	Surface Mount	600	Unidirectional
SMBJ20CA	20	22.2	24.5	1	32.4	18.5	5	Surface Mount	600	Bidirectional
SMBJ22A	22	24.4	26.7	1	35.5	15.9	5	Surface Mount	600	Unidirectional

TRANSIENT VOLTAGE SUPPRESSOR (TVS)

Transient Voltage Suppressor (TVS) (continued)										
Product Number	V_{RWM} Reverse Stand-off Voltage (V)	V_{BR} Breakdown Voltage (V)		Test Condition I_T (mA)	V_C Max. Clamping Voltage @ I_{PPM} (V)	I_{PPM} Max. Peak Pulse Surge Current (A)	I_R Max. Reverse Leakage @ V_{RWM} (μ A)	Type	P_{PPM} (W)	Direction
		Min.	Max.							
SMBJ22CA	22	24.4	26.9	1	35.5	16.9	5	Surface Mount	600	Bidirectional
SMBJ24A	24	26.7	29.5	1	38.9	15.4	5	Surface Mount	600	Unidirectional
SMBJ24CA	24	26.7	29.5	1	38.9	15.4	5	Surface Mount	600	Bidirectional
SMBJ26A	26	28.9	31.9	1	42.1	14.3	5	Surface Mount	600	Unidirectional
SMBJ26CA	26	28.9	31.9	1	42.1	14.3	5	Surface Mount	600	Bidirectional
SMBJ28A	28	31.1	34.4	1	45.4	13.2	5	Surface Mount	600	Unidirectional
SMBJ28CA	28	31.1	34.4	1	45.4	13.2	5	Surface Mount	600	Bidirectional
SMBJ30A	30	33.3	36.8	1	48.4	12.4	5	Surface Mount	600	Unidirectional
SMBJ30CA	30	33.3	36.8	1	48.4	12.4	5	Surface Mount	600	Bidirectional
SMBJ33A	33	36.7	40.6	1	53.3	11.3	5	Surface Mount	600	Unidirectional
SMBJ33CA	33	36.7	40.6	1	53.3	11.3	5	Surface Mount	600	Bidirectional
SMBJ36A	36	40	44.2	1	58.1	10.3	5	Surface Mount	600	Unidirectional
SMBJ36CA	36	40	44.2	1	58.1	10.3	5	Surface Mount	600	Bidirectional
SMBJ40A	40	44.4	49.1	1	64.5	9.3	5	Surface Mount	600	Unidirectional
SMBJ40CA	40	44.4	49.1	1	64.5	9.3	5	Surface Mount	600	Bidirectional
SMBJ43A	43	47.8	52.8	1	69.4	8.6	5	Surface Mount	600	Unidirectional
SMBJ43CA	43	47.8	52.8	1	69.4	8.6	5	Surface Mount	600	Bidirectional
SMBJ45A	45	50	55.3	1	72.7	8.3	5	Surface Mount	600	Unidirectional
SMBJ45CA	45	50	55.3	1	72.7	8.3	5	Surface Mount	600	Bidirectional
SMBJ48A	48	53.3	58.9	1	77.4	7.8	5	Surface Mount	600	Unidirectional
SMBJ48CA	48	53.3	58.9	1	77.4	7.8	5	Surface Mount	600	Bidirectional
SMBJ51A	51	56.7	62.7	1	82.4	7.3	5	Surface Mount	600	Unidirectional
SMBJ51CA	51	56.7	62.7	1	82.4	7.3	5	Surface Mount	600	Bidirectional
SMBJ54A	54	60	66.3	1	87.1	6.9	5	Surface Mount	600	Unidirectional
SMBJ54CA	54	60	66.3	1	87.1	6.9	5	Surface Mount	600	Bidirectional
SMBJ58A	58	64.4	71.2	1	93.6	6.4	5	Surface Mount	600	Unidirectional
SMBJ58CA	58	64.4	71.2	1	93.6	6.4	5	Surface Mount	600	Bidirectional
SMBJ60A	60	66.7	73.7	1	96.8	6.2	5	Surface Mount	600	Unidirectional
SMBJ60CA	60	66.7	73.7	1	96.8	6.2	5	Surface Mount	600	Bidirectional
SMBJ64A	64	71.1	78.6	1	103	5.8	5	Surface Mount	600	Unidirectional
SMBJ64CA	64	71.1	78.6	1	103	5.8	5	Surface Mount	600	Bidirectional
SMBJ70A	70	77.8	86	1	113	5.3	5	Surface Mount	600	Unidirectional
SMBJ70CA	70	77.8	86	1	113	5.3	5	Surface Mount	600	Bidirectional
SMBJ75A	75	83.3	92.1	1	121	5	5	Surface Mount	600	Unidirectional
SMBJ75CA	75	83.3	92.1	1	121	5	5	Surface Mount	600	Bidirectional
SMBJ78A	78	86.7	95.8	1	126	4.8	5	Surface Mount	600	Unidirectional
SMBJ78CA	78	86.7	95.8	1	126	4.8	5	Surface Mount	600	Bidirectional
SMBJ85A	85	94.4	104	1	137	4.4	5	Surface Mount	600	Unidirectional
SMBJ85CA	85	94.4	104	1	137	4.4	5	Surface Mount	600	Bidirectional
SMBJ90A	90	100	111	1	146	4.1	5	Surface Mount	600	Unidirectional
SMBJ90CA	90	100	111	1	146	4.1	5	Surface Mount	600	Bidirectional
SMBJ100A	100	111	123	1	162	3.7	5	Surface Mount	600	Unidirectional
SMBJ100CA	100	111	123	1	162	3.7	5	Surface Mount	600	Bidirectional
SMBJ110A	110	122	135	1	177	3.4	5	Surface Mount	600	Unidirectional
SMBJ110CA	110	122	135	1	177	3.4	5	Surface Mount	600	Bidirectional

Transient Voltage Suppressor (TVS) (continued)										
Product Number	V _{RWM} Reverse Stand-off Voltage (V)	V _{BR} Breakdown Voltage (V)		Test Condition I _T (mA)	V _C Max. Clamping Voltage @ I _{PPM} (V)	I _{PPM} Max. Peak Pulse Surge Current (A)	I _R Max. Reverse Leakage @ V _{RWM} (μA)	Type	P _{PPM} (W)	Direction
		Min.	Max.							
SMBJ120A	120	133	147	1	193	3.1	5	Surface Mount	600	Unidirectional
SMBJ120CA	120	133	147	1	193	3.1	5	Surface Mount	600	Bidirectional
SMBJ130A	130	144	159	1	209	2.9	5	Surface Mount	600	Unidirectional
SMBJ130CA	130	144	159	1	209	2.9	5	Surface Mount	600	Bidirectional
SMBJ150A	150	167	185	1	243	2.5	5	Surface Mount	600	Unidirectional
SMBJ150CA	150	167	185	1	243	2.5	5	Surface Mount	600	Bidirectional
SMBJ160A	160	178	197	1	259	2.3	5	Surface Mount	600	Unidirectional
SMBJ160CA	160	178	197	1	259	2.3	5	Surface Mount	600	Bidirectional
SMBJ170A	170	189	209	1	275	2.2	5	Surface Mount	600	Unidirectional
SMBJ170CA	170	189	209	1	275	2.2	5	Surface Mount	600	Bidirectional
DO-214AB(SMC)										
SMCJ5V0A	5	6.4	7	10	9.2	163	1000	Surface Mount	1500	Unidirectional
SMCJ5V0CA	5	6.4	7	10	9.2	163	2000	Surface Mount	1500	Bidirectional
SMCJ6V0A	6	6.67	7.37	10	10.3	145.6	1000	Surface Mount	1500	Unidirectional
SMCJ6V0CA	6	6.67	7.37	10	10.3	145.6	2000	Surface Mount	1500	Bidirectional
SMCJ6V5A	6.5	7.22	7.98	10	11.2	133.9	500	Surface Mount	1500	Unidirectional
SMCJ6V5CA	6.5	7.22	7.98	10	11.2	133.9	1000	Surface Mount	1500	Bidirectional
SMCJ7V0A	7	7.78	8.6	10	12	125	200	Surface Mount	1500	Unidirectional
SMCJ7V0CA	7	7.78	8.6	10	12	125	400	Surface Mount	1500	Bidirectional
SMCJ7V5A	7.5	8.33	9.21	1	12.9	116.3	100	Surface Mount	1500	Unidirectional
SMCJ7V5CA	7.5	8.33	9.21	1	12.9	116.3	200	Surface Mount	1500	Bidirectional
SMCJ8V0A	8	8.89	9.83	1	13.6	110.3	50	Surface Mount	1500	Unidirectional
SMCJ8V0CA	8	8.89	9.83	1	13.6	110.3	100	Surface Mount	1500	Bidirectional
SMCJ8V5A	8.5	9.44	10.4	1	14.4	104.2	20	Surface Mount	1500	Unidirectional
SMCJ8V5CA	8.5	9.44	10.4	1	14.4	104.2	40	Surface Mount	1500	Bidirectional
SMCJ9V0A	9	10	11.1	1	15.4	97.4	10	Surface Mount	1500	Unidirectional
SMCJ9V0CA	9	10	11.1	1	15.4	97.4	20	Surface Mount	1500	Bidirectional
SMCJ10A	10	11.1	12.3	1	17	88.2	5	Surface Mount	1500	Unidirectional
SMCJ10CA	10	11.1	12.3	1	17	88.2	5	Surface Mount	1500	Bidirectional
SMCJ11A	11	12.2	13.5	1	18.2	82.4	5	Surface Mount	1500	Unidirectional
SMCJ11CA	11	12.2	13.5	1	18.2	82.4	5	Surface Mount	1500	Bidirectional
SMCJ12A	12	13.3	14.7	1	19.9	75.3	5	Surface Mount	1500	Unidirectional
SMCJ12CA	12	13.3	14.7	1	19.9	75.3	5	Surface Mount	1500	Bidirectional
SMCJ13A	13	14.4	15.9	1	21.5	69.8	5	Surface Mount	1500	Unidirectional
SMCJ13CA	13	14.4	15.9	1	21.5	69.8	5	Surface Mount	1500	Bidirectional
SMCJ14A	14	15.6	17.2	1	23.2	64.7	5	Surface Mount	1500	Unidirectional
SMCJ14CA	14	15.6	17.2	1	23.2	64.7	5	Surface Mount	1500	Bidirectional
SMCJ15A	15	16.7	18.5	1	24.4	61.5	5	Surface Mount	1500	Unidirectional
SMCJ15CA	15	16.7	18.5	1	24.4	61.5	5	Surface Mount	1500	Bidirectional
SMCJ16A	16	17.8	19.7	1	26	57.7	5	Surface Mount	1500	Unidirectional
SMCJ16CA	16	17.8	19.7	1	26	57.7	5	Surface Mount	1500	Bidirectional
SMCJ17A	17	18.9	20.9	1	27.6	54.3	5	Surface Mount	1500	Unidirectional
SMCJ17CA	17	18.9	20.9	1	27.6	54.3	5	Surface Mount	1500	Bidirectional
SMCJ18A	18	20	22.1	1	29.2	51.4	5	Surface Mount	1500	Unidirectional
SMCJ18CA	18	20	22.1	1	29.2	51.4	5	Surface Mount	1500	Bidirectional

TRANSIENT VOLTAGE SUPPRESSOR (TVS)

Transient Voltage Suppressor (TVS) (continued)										
Product Number	V _{RWM} Reverse Stand-off Voltage (V)	V _{BR} Breakdown Voltage (V)		Test Condition I _T (mA)	V _C Max. Clamping Voltage @ I _{PPM} (V)	I _{PPM} Max. Peak Pulse Surge Current (A)	I _R Max. Reverse Leakage @ V _{RWM} (μA)	Type	P _{PPM} (W)	Direction
		Min.	Max.							
SMCJ20A	20	22.2	24.5	1	32.4	46.3	5	Surface Mount	1500	Unidirectional
SMCJ20CA	20	22.2	24.5	1	32.4	46.3	5	Surface Mount	1500	Bidirectional
SMCJ22A	22	24.4	26.9	1	35.5	42.3	5	Surface Mount	1500	Unidirectional
SMCJ22CA	22	24.4	26.9	1	35.5	42.3	5	Surface Mount	1500	Bidirectional
SMCJ24A	24	26.7	29.5	1	38.9	38.6	5	Surface Mount	1500	Unidirectional
SMCJ24CA	24	26.7	29.5	1	38.9	38.6	5	Surface Mount	1500	Bidirectional
SMCJ26A	26	28.9	31.9	1	42.1	35.6	5	Surface Mount	1500	Unidirectional
SMCJ26CA	26	28.9	31.9	1	42.1	35.6	5	Surface Mount	1500	Bidirectional
SMCJ28A	28	31.1	34.4	1	45.4	33	5	Surface Mount	1500	Unidirectional
SMCJ28CA	28	31.1	34.4	1	45.4	33	5	Surface Mount	1500	Bidirectional
SMCJ30A	30	33.3	36.8	1	48.4	31	5	Surface Mount	1500	Unidirectional
SMCJ30CA	30	33.3	36.8	1	48.4	31	5	Surface Mount	1500	Bidirectional
SMCJ33A	33	36.7	40.6	1	53.3	28.1	5	Surface Mount	1500	Unidirectional
SMCJ33CA	33	36.7	40.6	1	53.3	28.1	5	Surface Mount	1500	Bidirectional
SMCJ36A	36	40	44.2	1	58.1	25.8	5	Surface Mount	1500	Unidirectional
SMCJ36CA	36	40	44.2	1	58.1	25.8	5	Surface Mount	1500	Bidirectional
SMCJ40A	40	44.4	49.1	1	64.5	23.3	5	Surface Mount	1500	Unidirectional
SMCJ40CA	40	44.4	49.1	1	64.5	23.3	5	Surface Mount	1500	Bidirectional
SMCJ43A	43	47.8	52.8	1	69.4	21.6	5	Surface Mount	1500	Unidirectional
SMCJ43CA	43	47.8	52.8	1	69.4	21.6	5	Surface Mount	1500	Bidirectional
SMCJ45A	45	50	55.3	1	72.7	20.6	5	Surface Mount	1500	Unidirectional
SMCJ45CA	45	50	55.3	1	72.7	20.6	5	Surface Mount	1500	Bidirectional
SMCJ48A	48	53.3	58.9	1	77.4	19.4	5	Surface Mount	1500	Unidirectional
SMCJ48CA	48	53.3	58.9	1	77.4	19.4	5	Surface Mount	1500	Bidirectional
SMCJ51A	51	56.7	62.7	1	82.4	18.2	5	Surface Mount	1500	Unidirectional
SMCJ51CA	51	56.7	62.7	1	82.4	18.2	5	Surface Mount	1500	Bidirectional
SMCJ54A	54	60	66.3	1	87.1	17.2	5	Surface Mount	1500	Unidirectional
SMCJ54CA	54	60	66.3	1	87.1	17.2	5	Surface Mount	1500	Bidirectional
SMCJ58A	58	64.4	71.2	1	93.6	16	5	Surface Mount	1500	Unidirectional
SMCJ58CA	58	64.4	71.2	1	93.6	16	5	Surface Mount	1500	Bidirectional
SMCJ60A	60	66.7	73.7	1	96.8	15.5	5	Surface Mount	1500	Unidirectional
SMCJ60CA	60	66.7	73.7	1	96.8	15.5	5	Surface Mount	1500	Bidirectional
SMCJ64A	64	71.1	78.6	1	103	14.6	5	Surface Mount	1500	Unidirectional
SMCJ64CA	64	71.1	78.6	1	103	14.6	5	Surface Mount	1500	Bidirectional
SMCJ70A	70	77.8	86	1	113	13.3	5	Surface Mount	1500	Unidirectional
SMCJ70CA	70	77.8	86	1	113	13.3	5	Surface Mount	1500	Bidirectional
SMCJ75A	75	83.3	92.1	1	121	12.4	5	Surface Mount	1500	Unidirectional
SMCJ75CA	75	83.3	92.1	1	121	12.4	5	Surface Mount	1500	Bidirectional
SMCJ78A	78	86.7	95.8	1	126	11.9	5	Surface Mount	1500	Unidirectional
SMCJ78CA	78	86.7	95.8	1	126	11.9	5	Surface Mount	1500	Bidirectional
SMCJ85A	85	94.4	104	1	137	10.9	5	Surface Mount	1500	Unidirectional
SMCJ85CA	85	94.4	104	1	137	10.9	5	Surface Mount	1500	Bidirectional
SMCJ90A	90	100	111.1	1	146	10.3	5	Surface Mount	1500	Unidirectional
SMCJ90CA	90	100	111.1	1	146	10.3	5	Surface Mount	1500	Bidirectional
SMCJ100A	100	111	123	1	162	9.9	5	Surface Mount	1500	Unidirectional

Transient Voltage Suppressor (TVS) (continued)										
Product Number	V_{RWM} Reverse Stand-off Voltage (V)	V_{BR} Breakdown Voltage (V)		Test Condition I_T (mA)	V_C Max. Clamping Voltage @ I_{PPM} (V)	I_{PPM} Max. Peak Pulse Surge Current (A)	I_R Max. Reverse Leakage @ V_{RWM} (μ A)	Type	P_{PPM} (W)	Direction
		Min.	Max.							
SMCJ100CA	100	111	123	1	162	9.3	5	Surface Mount	1500	Bidirectional
SMCJ110A	110	122	135	1	177	8.5	5	Surface Mount	1500	Unidirectional
SMCJ110CA	110	122	135	1	177	8.5	5	Surface Mount	1500	Bidirectional
SMCJ120A	120	133	147	1	193	7.8	5	Surface Mount	1500	Unidirectional
SMCJ120CA	120	133	147	1	193	7.8	5	Surface Mount	1500	Bidirectional
SMCJ130A	130	144	159	1	209	7.2	5	Surface Mount	1500	Unidirectional
SMCJ130CA	130	144	159	1	209	7.2	5	Surface Mount	1500	Bidirectional
SMCJ150A	150	167	185	1	243	6.2	5	Surface Mount	1500	Unidirectional
SMCJ150CA	150	167	185	1	243	6.2	5	Surface Mount	1500	Bidirectional
SMCJ160A	160	178	197	1	259	5.8	5	Surface Mount	1500	Unidirectional
SMCJ160CA	160	178	197	1	259	5.8	5	Surface Mount	1500	Bidirectional
SMCJ170A	170	189	209	1	275	5.5	5	Surface Mount	1500	Unidirectional
SMCJ170CA	170	189	209	1	275	5.5	5	Surface Mount	1500	Bidirectional

ZENER DIODE

Zener Diode			
Product Number	V _Z Nominal Zener Voltage (V)	P _D Total Device Dissipation (W)	Maximum Z _Z (Ω)
DO-35			
1N5221B	2.4	0.5	30
1N5985B	2.4	0.5	100
BZX79C2V4	2.4	0.5	100
1N5222B	2.5	0.5	30
1N5223B	2.7	0.5	30
1N5986B	2.7	0.5	100
BZX79C2V7	2.7	0.5	100
1N5224B	2.8	0.5	30
1N5225B	3	0.5	29
1N5987B	3	0.5	95
BZX79C3V0	3	0.5	95
1N5226B	3.3	0.5	28
1N5988B	3.3	0.5	95
BZX79C3V3	3.3	0.5	85
1N5227B	3.6	0.5	24
1N5989B	3.6	0.5	90
BZX79C3V6	3.6	0.5	85
1N5228B	3.9	0.5	23
1N5990B	3.9	0.5	90
BZX79C3V9	3.9	0.5	85
1N5229B	4.3	0.5	22
1N5991B	4.3	0.5	88
BZX79C4V3	4.3	0.5	75
1N5230B	4.7	0.5	19
1N5992B	4.7	0.5	70
BZX79C4V7	4.7	0.5	60
1N5231B	5.1	0.5	17
1N5993B	5.1	0.5	50
BZX79C5V1	5.1	0.5	35
1N5231C	5.2	0.5	17
1N5232B	5.6	0.5	11
1N5994B	5.6	0.5	25
BZX79C5V6	5.6	0.5	25
1N5233B	6	0.5	7
1N5234B	6.2	0.5	7
1N5995B	6.2	0.5	10
BZX79C6V2	6.2	0.5	10
1N5235B	6.8	0.5	5
1N5996B	6.8	0.5	8
BZX79C6V8	6.8	0.5	8
1N5236B	7.5	0.5	6
1N5997B	7.5	0.5	7
BZX79C7V5	7.5	0.5	7
1N5237B	8.2	0.5	8
1N5998B	8.2	0.5	7

Zener Diode (continued)			
Product Number	V _Z Nominal Zener Voltage (V)	P _D Total Device Dissipation (W)	Maximum Z _Z (Ω)
BZX79C8V2	8.2	0.5	7
1N5238B	8.7	0.5	8
1N5239B	9.1	0.5	10
1N5999B	9.1	0.5	10
BZX79C9V1	9.1	0.5	10
1N5240B	10	0.5	17
BZX79C10	10	0.5	20
1N5241B	11	0.5	22
BZX79C11	11	0.5	20
1N5242B	12	0.5	30
BZX79C12	12	0.5	20
1N5243B	13	0.5	13
BZX79C13	13	0.5	26
1N5244B	14	0.5	15
1N5245B	15	0.5	16
BZX79C15	15	0.5	30
1N5246B	16	0.5	17
BZX79C16	16	0.5	40
1N5247B	17	0.5	19
1N5248B	18	0.5	21
BZX79C18	18	0.5	50
1N5250B	20	0.5	25
BZX79C20	20	0.5	55
1N5251B	22	0.5	29
BZX79C22	22	0.5	55
1N5252B	24	0.5	33
BZX79C24	24	0.5	80
1N5253B	25	0.5	35
1N5254B	27	0.5	41
BZX79C27	27	0.5	80
1N5255B	28	0.5	44
1N5256B	30	0.5	49
BZX79C30	30	0.5	80
1N5257B	33	0.5	58
BZX79C33	33	0.5	80
BZX79C36	36	0.5	90
1N5259B	39	0.5	80
BZX79C39	39	0.5	130
1N5261B	47	0.5	105
BZX79C47	47	0.5	150
1N5262B	51	0.5	125
BZX79C51	51	0.5	180
1N5263B	56	0.5	150
DO-41			
1N4728A	3.3	1	10
BZX85C3V3	3.3	1	20

Zener Diode (continued)			
Product Number	V _Z Nominal Zener Voltage (V)	P _D Total Device Dissipation (W)	Maximum Z _Z (Ω)
1N4729A	3.6	1	10
BZX85C3V6	3.6	1	15
1N4730A	3.9	1	9
BZX85C3V9	3.9	1	15
1N4731A	4.3	1	9
BZX85C4V3	4.3	1	13
1N4732A	4.7	1	8
BZX85C4V7	4.7	1	13
1N4733A	5.1	1	7
BZX85C5V1	5.1	1	10
1N4734A	5.6	1	5
BZX85C5V6	5.6	1	7
1N4735A	6.2	1	2
BZX85C6V2	6.2	1	4
1N4736A	6.8	1	3.5
BZX85C6V8	6.8	1	3
1N4737A	7.5	1	4
BZX85C7V5	7.5	1	3
1N4738A	8.2	1	4.5
BZX85C8V2	8.2	1	5
1N4739A	9.1	1	5
BZX85C9V1	9.1	1	5
1N4740A	10	1	7
BZX85C10	10	1	7
1N4741A	11	1	8
BZX85C11	11	1	8
1N4742A	12	1	9
BZX85C12	12	1	9
1N4743A	13	1	10
BZX85C13	13	1	10
1N4744A	15	1	14
BZX85C15	15	1	15
1N4745A	16	1	16
BZX85C16	16	1	15
1N4746A	18	1	20
BZX85C18	18	1	20
1N4747A	20	1	22
BZX85C20	20	1	24
1N4748A	22	1	23
BZX85C22	22	1	25
1N4749A	24	1	25
BZX85C24	24	1	25
1N4750A	27	1	35
1N4751A	30	1	40
BZX85C30	30	1	30
1N4752A	33	1	45

Zener Diode (continued)			
Product Number	V _Z Nominal Zener Voltage (V)	P _D Total Device Dissipation (W)	Maximum Z _Z (Ω)
BZX85C33	33	1	35
1N4753A	36	1	50
BZX85C36	36	1	40
1N4754A	39	1	60
1N4755A	43	1	70
1N4756A	47	1	80
BZX85C47	47	1	90
1N4757A	51	1	95
BZX85C51	51	1	115
1N4758A	56	1	110
SOD-123			
MMSZ4684	3.3	0.5	-
MMSZ5226B	3.3	0.5	28
MMSZ5227B	3.6	0.5	24
MMSZ4686	3.9	0.5	-
MMSZ5228B	3.9	0.5	23
MMSZ5229B	4.3	0.5	22
MMSZ4688	4.7	0.5	-
MMSZ5230B	4.7	0.5	19
MMSZ4689	5.1	0.5	-
MMSZ5231B	5.1	0.5	17
MMSZ5232B	5.6	0.5	11
MMSZ5233B	6	0.5	7
MMSZ5234B	6.2	0.5	7
MMSZ4692	6.8	0.5	-
MMSZ5235B	6.8	0.5	5
MMSZ5236B	7.5	0.5	6
MMSZ5237B	8.2	0.5	8
MMSZ5238B	8.7	0.5	8
MMSZ5239B	9.1	0.5	10
MMSZ4697	10	0.5	-
MMSZ5240B	10	0.5	17
MMSZ5241B	11	0.5	22
MMSZ5242B	12	0.5	30
MMSZ5243B	13	0.5	13
MMSZ5244B	14	0.5	15
MMSZ4702	15	0.5	-
MMSZ5245B	15	0.5	16
MMSZ4703	16	0.5	-
MMSZ5246B	16	0.5	17
MMSZ5247B	17	0.5	19
MMSZ5248B	18	0.5	21
MMSZ5249B	19	0.5	23
MMSZ5250B	20	0.5	25
MMSZ5251B	22	0.5	29
MMSZ5252B	24	0.5	33

ZENER DIODE

Zener Diode (continued)			
Product Number	V _Z Nominal Zener Voltage (V)	P _D Total Device Dissipation (W)	Maximum Z _Z (Ω)
MMSZ5253B	25	0.5	35
MMSZ5254B	27	0.5	41
MMSZ5255B	28	0.5	44
MMSZ5256B	30	0.5	49
MMSZ5257B	33	0.5	58
SOD-323F			
MM3Z2V4B	2.4	0.2	94
MM3Z2V4C	2.4	0.2	94
MM3Z2V7B	2.7	0.2	94
MM3Z2V7C	2.7	0.2	94
MM3Z3V0B	3	0.2	89
MM3Z3V0C	3	0.2	89
MM3Z3V3B	3.3	0.2	89
MM3Z3V3C	3.3	0.2	89
MM3Z3V6B	3.6	0.2	84
MM3Z3V6C	3.6	0.2	84
MM3Z3V9B	3.9	0.2	84
MM3Z3V9C	3.9	0.2	84
MM3Z4V3B	4.3	0.2	84
MM3Z4V3C	4.3	0.2	84
MM3Z4V7B	4.7	0.2	75
MM3Z4V7C	4.7	0.2	75
MM3Z5V1B	5.1	0.2	56
MM3Z5V1C	5.1	0.2	56
MM3Z5V6B	5.6	0.2	37
MM3Z5V6C	5.6	0.2	37
MM3Z6V2B	6.2	0.2	9
MM3Z6V2C	6.2	0.2	9
MM3Z6V8B	6.8	0.2	14
MM3Z6V8C	6.8	0.2	14
MM3Z7V5B	7.5	0.2	14
MM3Z7V5C	7.5	0.2	14
MM3Z8V2B	8.2	0.2	14
MM3Z8V2C	8.2	0.2	14
MM3Z9V1B	9.1	0.2	14
MM3Z9V1C	9.1	0.2	14
MM3Z10VB	10	0.2	18
MM3Z10VC	10	0.2	18
MM3Z11VB	11	0.2	18
MM3Z11VC	11	0.2	18
MM3Z12VB	12	0.2	23
MM3Z12VC	12	0.2	23
MM3Z13VB	13	0.2	28
MM3Z13VC	13	0.2	28
MM3Z15VB	15	-	28
MM3Z15VC	15	0.2	28

Zener Diode (continued)			
Product Number	V _Z Nominal Zener Voltage (V)	P _D Total Device Dissipation (W)	Maximum Z _Z (Ω)
MM3Z16VB	16	0.2	37
MM3Z16VC	16	0.2	37
MM3Z18VB	18	0.2	42
MM3Z18VC	18	0.2	42
MM3Z20VB	20	0.2	51
MM3Z20VC	20	0.2	51
MM3Z22VB	22	0.2	51
MM3Z22VC	22	0.2	51
MM3Z24VB	24	0.2	65
MM3Z24VC	24	0.2	65
MM3Z27VB	27	0.2	75
MM3Z27VC	27	0.2	75
MM3Z30VB	30	0.2	75
MM3Z30VC	30	0.2	75
MM3Z33VB	33	0.2	75
MM3Z33VC	33	0.2	75
MM3Z36VB	36	0.2	84
MM3Z36VC	36	0.2	84
MM3Z39VB	39	0.2	122
MM3Z39VC	39	0.2	122
MM3Z43VB	43	0.2	141
MM3Z43VC	43	0.2	141
MM3Z47VB	47	0.2	160
MM3Z47VC	47	0.2	160
MM3Z51VB	51	0.2	169
MM3Z51VC	51	0.2	169
MM3Z56VB	56	0.2	188
MM3Z56VC	56	0.2	188
MM3Z62VB	62	0.2	202
MM3Z62VC	62	0.2	202
MM3Z68VB	68	0.2	226
MM3Z68VC	68	0.2	226
MM3Z75VB	75	0.2	240
MM3Z75VC	75	0.2	240
SOD523F			
MM5Z2V4	2.4	0.2	100
MM5Z2V7	2.7	0.2	100
MM5Z3V0	3	0.2	100
MM5Z3V3	3.3	0.2	95
MM5Z3V6	3.4	0.2	90
MM5Z3V9	3.9	0.2	90
MM5Z4V3	4	0.2	90
MM5Z4V7	4.4	0.2	80
MM5Z5V1	4.8	0.2	60
MM5Z5V6	5.2	0.2	40
MM5Z6V2	6.2	0.2	10

Zener Diode (continued)			
Product Number	V _Z Nominal Zener Voltage (V)	P _D Total Device Dissipation (W)	Maximum Z _Z (Ω)
MM5Z6V8	6.8	0.2	15
MM5Z7V5	7.5	0.2	15
MM5Z8V2	8.2	0.2	15
MM5Z9V1	9.1	0.2	15
MM5Z10V	10	0.2	20
MM5Z11V	11	0.2	20
MM5Z12V	12	0.2	25
MM5Z13V	13	0.2	30
MM5Z15V	15	0.2	30
MM5Z16V	16	0.2	40
MM5Z18V	18	0.2	45
MM5Z20V	20	0.2	55
MM5Z22V	22	0.2	55
MM5Z24V	24	0.2	70
MM5Z27V	27	0.2	80
MM5Z30V	30	0.2	80
MM5Z33V	33	0.2	80
MM5Z36V	36	0.2	90
MM5Z39V	39	0.2	130
MM5Z43V	43	0.2	150
MM5Z47V	47	0.2	170
MM5Z51V	51	0.2	180
MM5Z56V	56	0.2	200
MM5Z62V	62	0.2	215
MM5Z68V	68	0.2	240
MM5Z75V	75	0.2	255
SOD80			
FLZ2V2	2.2	0.5	35
FLZ2V4	2.4	0.5	35
FLZ2V7	2.7	0.5	35
FLZ3V0	3	0.5	35
FLZ3V3	3.3	0.5	35
FLZ3V6	3.6	0.5	48
FLZ3V9	3.9	0.5	40
FLZ4V3	4.3	0.5	32
FLZ4V7	4.7	0.5	21
FLZ5V1	5.1	0.5	17
FLZ5V6	5.6	0.5	10.5
FLZ6V2	6.2	0.5	8.5
FLZ6V8	6.8	0.5	6.6
FLZ7V5	7.5	0.5	6.6
FLZ8V2	8.2	0.5	6.6
FLZ9V1	9.1	0.5	6.6
FLZ10V	10	0.5	6.6
FLZ11V	11	0.5	8.5
FLZ12V	12	0.5	9.5

Zener Diode (continued)			
Product Number	V _Z Nominal Zener Voltage (V)	P _D Total Device Dissipation (W)	Maximum Z _Z (Ω)
FLZ13V	13	0.5	11.4
FLZ15V	15	0.5	13.3
FLZ16V	16	0.5	15.2
FLZ18V	18	0.5	19.4
FLZ20V	20	0.5	23.5
FLZ22V	22	0.5	25.6
FLZ24V	24	0.5	29
FLZ27V	27	0.5	38
FLZ30V	30	0.5	46
FLZ33V	33	0.5	55
FLZ36V	36	0.5	63
FLZ39V	39	0.5	72
SOT-23			
MMBZ5221B	2.4	0.35	-
MMBZ5223B	2.7	0.35	-
BZX84C3V3	3.3	0.35	85
MMBZ5226B	3.3	0.35	28
BZX84C3V6	3.6	0.35	85
MMBZ5227B	3.6	0.35	24
BZX84C3V9	3.9	0.35	85
MMBZ5228B	3.9	0.35	23
BZX84C4V3	4.3	0.35	75
MMBZ5229B	4.3	0.35	22
BZX84C4V7	4.7	0.35	60
MMBZ5230B	4.7	0.35	19
BZX84C5V1	5.1	0.35	35
MMBZ5231B	5.1	0.35	17
BZX84C5V6	5.6	0.35	25
MMBZ5232B	5.6	0.35	11
MMBZ5V6B	5.88	-	11
MMBZ5233B	6	0.35	7
BZX84C6V2	6.2	0.35	10
MMBZ5234B	6.2	0.35	7
BZX84C6V8	6.8	0.35	8
MMBZ5235B	6.8	0.35	5
BZX84C7V5	7.5	0.35	7
MMBZ5236B	7.5	0.35	6
BZX84C8V2	8.2	0.35	7
MMBZ5237B	8.2	0.35	8
MMBZ5238B	8.7	0.35	8
BZX84C9V1	9.1	0.35	10
MMBZ5239B	9.1	0.35	10
BZX84C10	10	0.35	20
MMBZ5240B	10	0.35	17
BZX84C11	11	0.35	20
MMBZ5241B	11	0.35	22

DIODE & COMPARATOR

Zener Diode (continued)			
Product Number	V _Z Nominal Zener Voltage (V)	P _D Total Device Dissipation (W)	Maximum Z _Z (Ω)
BZX84C12	12	0.35	20
MMBZ5242B	12	0.35	30
BZX84C13	13	0.35	26
MMBZ5243B	13	0.35	13
MMBZ5244B	14	0.35	15
BZX84C15	15	0.35	30
MMBZ5245B	15	0.35	16
BZX84C16	16	0.35	40
MMBZ5246B	16	0.35	17
MMBZ5247B	17	0.35	19
BZX84C18	18	0.35	50
MMBZ5248B	18	0.35	21
MMBZ5249B	19	0.35	23
BZX84C20	20	0.35	55
MMBZ5250B	20	0.35	25
BZX84C22	22	0.35	55
MMBZ5251B	22	0.35	29
BZX84C24	24	0.35	80
MMBZ5252B	24	0.35	33
MMBZ5253B	25	0.35	35
BZX84C27	27	0.35	80
MMBZ5254B	27	0.35	41
MMBZ5255B	28	0.35	44
BZX84C30	30	0.35	80
MMBZ5256B	30	0.35	49
BZX84C33	33	0.35	80
MMBZ5257B	33	0.35	58

Comparator									
Product Number	Input Bias Current Max. (nA)	Voltage Gain Typ. (V/mV)	Response Time (ns)	Input Offset Current Max (nA)	Number of Comparators	Supply Voltage (±) (V)	Supply Current Typ. (mA)	Input Offset Voltage Max. (mV)	Package
KA2901	500	100	1400	200	4	18	1.1	15	SOP
						36			
KA2903	500	100	1400	200	2	18	0.6	15	SOIC
						36			
KA319	1200	40	80	300	2	36	3.6	10	DIP SOP
KA339	400	200	1400	150	4	18	1.1	9	DIP SOP
						36			
KA339A	400	200	1400	150	4	18	1.1	4	DIP SOP
						36			
KA393	400	200	1400	150	2	18	0.6	9	DIP SOIC
						36			
LM239A	250	200	1400	50	4	18	1.1	2	SOP
						36			
LM2901	250	100	1400	50	4	18	2	7	DIP SOP
						36			
LM2903	250	100	1500	50	2	18	0.6	7	DIP SOIC
						36			
LM319	1000	40	80	200	2	36	3.6	8	DIP SOP
LM339	250	200	1400	50	4	18	2	5	DIP SOP
						36			
LM339A	250	200	1400	50	4	18	2	5	DIP SOP
						36			
LM393	250	200	1400	50	2	18	0.6	5	DIP SOIC
						36			
LM393A	250	200	1400	50	2	18	0.6	5	DIP SOIC
						36			

LDO											
Product Number	Output Type	Preset Output Voltage Typ. (V)	Adj. Output Voltage		Output Current (V)	Dropout Voltage (V)	Input Voltage Max.	Load Current (mA)	Output Noise (µV)	Output Ripple (dB)	Package
			Min. (V)	Max. (V)							
FAN2500	Single	ADJ/2.5/2.6/2.7/2.8/2.85/3.0/3.3	1.32	7	0.1	0.1	2.7	25	100	70	SOT-23
FAN2501	Single	2.5/2.6/2.7/2.8/2.85/3.0/3.3	-	-	0.1	0.1	2.6	25	100	70	SOT-23
FAN2502	Single	ADJ/2.5/2.6/2.7/2.8/2.85/3.0/3.3	1.32	7	0.15	0.15	2.7	25	150	70	SOT-23
FAN2503	Single	2.5/2.6/2.7/2.8/2.85/3.0/3.3	-	-	0.15	0.15	2.65	25	150	70	SOT-23
FAN2504	Single	ADJ/2.5/2.6/2.7/2.8/2.85/3.0/3.3	1.32	7	0.2	0.2	2.7	37	200	70	SOT-23
FAN2510	Single	ADJ/2.5/2.6/2.7/2.8/2.85/3.0/3.3	1.32	7	0.1	0.1	2.7	25	100	70	SOT-23
FAN2512	Single	ADJ/2.5/2.6/2.7/2.8/2.85/3.0/3.3	1.32	7	0.15	0.15	2.7	25	150	70	SOT-23
FAN2514	Single	ADJ/2.5/2.6/2.7/2.8/2.85/3.0/3.3	1.32	7	0.2	0.2	2.7	37	200	70	SOT-23
FAN2515	Single	2.5/2.6/2.7/2.8/2.85/3.0/3.3	-	-	0.2	0.2	2.7	37	200	70	SOT-23
KA278R05C	Single	5	-	-	2	0.5	5.5	-	-	-	TO-220F
KA278R12C	Single	12	-	-	2	0.5	12.5	-	-	-	TO-220F
KA278R33C	Single	3.3	-	-	2	0.5	3.8	-	-	-	TO-220F
KA278RA05C	Single	Adj.	1.25	30	2	0.5	5.55	-	-	-	TO-220F
KA378R05	Single	5	-	-	3	0.5	5.5	-	-	-	TO-220F
KA378R12CTU	Single	12	-	-	3	0.5	12.5	-	-	-	TO-220F
KA378R33	Single	3.3	-	-	3	0.5	3.8	-	-	-	TO-220F
KA78R05C	Single	5	-	-	1	0.5	5.5	-	-	-	TO-220F
KA78R08C	Single	8	-	-	1	0.5	8.5	-	-	-	TO-220F
KA78R09C	Single	9	-	-	1	0.5	9.5	-	-	-	TO-220F
KA78R12C	Single	12	-	-	1	0.5	12.5	-	-	-	TO-220F
KA78R15C	Single	15	-	-	1	0.5	15.5	-	-	-	TO-220F
KA78R33C	Single	3.3	-	-	1	0.5	3.8	-	-	-	TO-220F
KA78RH33	Single	3.3	-	-	0.8	1.4	4.7	-	-	-	TO-252(DPAK)
KA78RM33	Single	3.3	-	-	0.5	0.6	3.9	-	-	-	TO-252(DPAK)
LP2951	Single	ADJ	1.26	28	0.1	0.6	2.5	-	-	-	SOIC

OPERATIONAL AMPLIFIERS

Operational Amplifiers																
Product Number	Number of Amps	Power Down	CMIR incl. Rail	RRIO	Bandwidth Typ. (MHz)	Slew Rate Typ. (V/ μ s)	Supply Current Typ. (mA)	Output Current (mA)	Input Voltage (nV/ $\sqrt{\text{Hz}}$)	Input Offset Voltage Typ. (mV)	Typ. Input Bias Current (nA)	DC Voltage V/mV	Supply Voltage		Temp Range	Package
													Min. (V)	Max. (V)		
KA258	2	No	No	No	–	–	0.5	–	–	2.9	45	100	–	32	–25 to +85	DIP
KA258A	2	No	No	No	–	–	0.5	–	–	2.9	45	100	–	32	–25 to +85	SOIC
KA2902	4	No	No	No	–	–	0.7	40	–	1.5	40	100	3	26	–40 to +85	DIP SOP
KA2904	2	No	No	No	–	–	0.5	–	–	2.9	45	100	–	26	–40 to +85	DIP SOIC
KA324	4	No	No	No	–	–	0.7	40	–	1.5	40	100	3	32	0 to +70	DIP SOP
KA358	2	No	No	No	–	–	0.8	–	–	2.9	45	100	3	32	0 to +70	DIP SOIC
KA358A	2	No	No	No	–	–	0.8	–	–	2.9	45	100	–	32	0 to +70	DIP SOIC
KA4558	2	No	No	No	–	1.2	3.5	–	–	2	30	200	–	44	0 to +70	DIP SOIC
L272	2	No	No	No	0.35	1	7.5	–	–	15	300	75dB	–	40	–25 to +85	DIP
L272A	2	No	No	No	0.35	1	7.5	–	–	15	50	75dB	4	40	+25 to +85	DIP
LF353	2	No	No	No	4	13	3.6	–	16	5	0.05	100	–	36	0 to +70	DIP SOIC
LM258	2	No	No	No	–	–	0.5	–	–	2.9	45	100	–	32	–25 to +85	DIP
LM258A	2	No	No	No	–	–	0.5	–	–	2.9	45	100	–	32	–25 to +85	SOIC
LM2902	4	No	No	No	–	–	0.7	40	–	1.5	40	100	3	26	–40 to +85	DIP SOP
LM2904	2	No	No	No	–	–	0.5	–	–	2.9	45	100	–	26	–40 to +85	DIP SOIC
LM324	4	No	No	No	–	–	0.7	40	–	1.5	40	100	3	32	0 to +70	DIP SOP
LM324A	4	No	No	No	–	–	0.7	40	–	1.5	40	100	3	32	0 to +70	DIP SOP
LM358	2	No	No	No	–	–	0.8	–	–	2.9	45	100	3	32	0 to +70	DIP SOIC
LM358A	2	No	No	No	–	–	0.8	–	–	2.9	45	100	–	32	0 to +70	DIP SOIC
LMV321	1	No	Yes	Output	3.1	1.5	0.1	30	33	1	1	–	2.5	5.5	–40 to +125	SC70 SOT-23
LMV324	4	No	Yes	Output	3.1	1.5	0.1	30	33	1	1	–	2.5	5.5	–40 to +125	SOIC TSSOP
LMV358	2	No	Yes	Output	3.1	1.5	0.1	30	33	1	1	–	2.5	5.5	–40 to +125	MSOP SOIC

Standard Regulators								
Product Number	Number of Outputs	Output Level	Output Voltage		Input Voltage Max. (V)	Output Current Typ. (A)	Voltage Drop Max. (V)	Package
			Typ.	Tolerance (\pm)				
			(V)	(%)				
KA317	1	Positive	Adj.	–	40	1.5	3	TO-220
KA317L	1	Positive	Adj.	–	40	0.1	3	TO-92R
KA317M	1	Positive	Adj.	–	40	0.5	3	TO-220 TO-252(DPAK)
KA337	1	Negative	Adj.	–	40	1.5	3	TO-220
KA7805AE	1	Positive	5	2	35	1	2	TO-220
KA7805E	1	Positive	5	4	35	1	2	TO-220 TO-252(DPAK)
KA7806AE	1	Positive	6	2	35	1	2	TO-220
KA7806E	1	Positive	6	4	35	1	2	TO-220
KA7808E	1	Positive	8	4	35	1	2	TO-220 TO-252(DPAK)
KA7809AE	1	Positive	9	2	35	1	2	TO-220
KA7809E	1	Positive	9	4	35	1	2	TO-220 TO-252(DPAK)
KA7810AE	1	Positive	10	2	35	1	2	TO-220
KA7810E	1	Positive	10	4	35	1	2	TO-220
KA7812AE	1	Positive	12	2	35	1	2	TO-220
KA7812E	1	Positive	12	4	35	1	2	TO-220 TO-222(DPAK)
KA7815AE	1	Positive	15	2	35	1	2	TO-220
KA7815E	1	Positive	15	4	35	1	2	TO-220
KA7818AE	1	Positive	18	2	35	1	2	TO-220
KA7818E	1	Positive	18	4	35	1	2	TO-220
KA7824AE	1	Positive	24	2	40	1	2	TO-220
KA7824E	1	Positive	24	4	40	1	2	TO-220
KA78L05A	1	Positive	5	5	30	0.1	1.7	SOIC SOT-89, TO-92R
KA78L06A	1	Positive	6	5	30	0.1	1.7	TO-92R
KA78L08A	1	Positive	8	5	30	0.1	1.7	SOT-89, SOT-92R
KA78L09A	1	Positive	9	5	30	0.1	1.7	TO-92R
KA78L10A	1	Positive	10	5	30	0.1	1.7	TO-92R
KA78L12A	1	Positive	12	5	35	0.1	1.7	SOT-89, TO-92R
KA78L15A	1	Positive	15	5	35	0.1	1.7	TO-92R
KA78L18A	1	Positive	18	5	35	0.1	1.7	TO-92R
KA78L24A	1	Positive	24	5	40	0.1	1.7	TO-92R
KA78M05	1	Positive	5	–	35	0.5	2	TO-220 TO-252(DPAK)
KA7905	1	Negative	5	4	35	1	2	TO-220
KA7905A	1	Negative	5	2	35	1	2	TO-220
KA7906	1	Negative	6	4	35	1	2	TO-220
KA7908	1	Negative	8	4	35	1	2	TO-220
KA7909	1	Negative	9	4	35	1	2	TO-220
KA7912	1	Negative	12	4	35	1	2	TO-220
KA7912A	1	Negative	12	2	35	1	2	TO-220
KA7915	1	Negative	15	4	35	1	2	TO-220

STANDARD REGULATORS

Standard Regulators (continued)								
Product Number	Number of Outputs	Output Level	Output Voltage		Input Voltage Max. (V)	Output Current Typ. (A)	Voltage Drop Max. (V)	Package
			Typ. (V)	Tolerance (\pm) (%)				
KA7915A	1	Negative	15	2	35	1	2	TO-220
KA7918	1	Negative	18	4	35	1	2	TO-220
KA7924	1	Negative	24	4	35	1	2	TO-220
KA79L05A	1	Negative	5	5	30	0.1	1.7	SOT-89, TO-92R
KA79M05	1	Negative	5	–	35	0.5	2	TO-220 TO-252(DPAK)
KA79M08	1	Negative	8	–	35	0.5	2	TO-252(DPAK)
KA79M12	1	Negative	12	–	35	0.5	2	TO-252(DPAK)
LM317	1	Positive	Adj.	–	40	1.5	3	TO-220
LM317AHV	3	Positive	Adj.	–	60	1.5	3	TO-220
LM317L	1	Positive	Adj.	–	40	0.1	3	SOIC, TO-92R
LM317M	1	Positive	Adj.	–	40	0.5	3	TO-220 TO-252(DPAK)
LM337	1	Negative	Adj.	–	40	1.5	3	TO-220
LM350	1	Positive	Adj.	–	35	3	3	TO-220
LM7805	1	Positive	5	4	35	1	2	TO-220
LM7805A	1	Positive	5	4	35	1	2	TO-220
LM7806	1	Positive	5	4	35	1	2	TO-220
LM7806A	1	Positive	5	4	35	1	2	TO-220
LM7808	1	Positive	5	4	35	1	2	TO-220
LM7808A	1	Positive	5	4	35	1	2	TO-220
LM7809	1	Positive	5	4	35	1	2	TO-220
LM7809A	1	Positive	5	4	35	1	2	TO-220
LM7810	1	Positive	5	4	35	1	2	TO-220
LM7810A	1	Positive	5	4	35	1	2	TO-220
LM7812	1	Positive	5	4	35	1	2	TO-220
LM7812A	1	Positive	5	4	35	1	2	TO-220
LM7815	1	Positive	5	4	35	1	2	TO-220
LM7815A	1	Positive	5	4	35	1	2	TO-220
LM7818	1	Positive	5	4	35	1	2	TO-220
LM7818A	1	Positive	5	4	35	1	2	TO-220
LM7824	1	Positive	5	4	35	1	2	TO-220
LM7824A	1	Positive	5	4	35	1	2	TO-220
LM78L05A	1	Positive	5	5	30	0.1	1.7	TO-92R
LM78L12A	1	Positive	12	5	35	0.1	1.7	TO-92R
LM78L12ACZ	1	Positive	5	5	40	100	1.7	TO-92R
LM78M05	1	Positive	5	–	35	0.5	2	TO-220
LM7905	1	Negative	5	4	–35	1	2	TO-220
LM7906	1	Negative	5	4	–35	1	2	TO-220
LM7908	1	Negative	5	4	–35	1	2	TO-220
LM7909	1	Negative	5	4	–35	1	2	TO-220
LM7910	1	Negative	5	4	–35	1	2	TO-220
LM7912	1	Negative	5	4	–35	1	2	TO-220
LM7915	1	Negative	5	4	–35	1	2	TO-220

Standard Regulators (continued)								
Product Number	Number of Outputs	Output Level	Output Voltage		Input Voltage Max. (V)	Output Current Typ. (A)	Voltage Drop Max. (V)	Package
			Typ.	Tolerance (\pm)				
			(V)	(%)				
LM7918	1	Negative	5	4	-35	1	2	TO-220
LM7924	1	Negative	5	4	-35	1	2	TO-220
LM79L05A	1	Negative	5	5	30	0.1	1.7	TO-92R
LM79M05	1	Negative	-5	4	-35	0.5	-	TO-220
MC7805E	1	Positive	5	4	35	1	2	TO-252(DPAK)
MC7809E	1	Positive	9	4	35	1	2	TO-252(DPAK)
MC7812E	1	Positive	12	4	35	1	2	TO-252(DPAK)
MC78L05A	1	Positive	5	5	30	0.1	1.7	SOIC SOT-89 TO-92R
MC78L05AB	1	Positive	5	-	30	0.1	1.7	TO-92R
MC78L08A	1	Positive	8	5	30	0.1	-	SOT-89 TO-92R
MC78L12A	1	Positive	12	5	35	0.1	-	TO-92R
MC78L15A	1	Positive	15	5	35	0.1	-	TO-92R
MC78L24A	1	Positive	24	5	40	0.1	-	TO-92R
MC78M05	1	Positive	5	-	35	0.5	2	TO-252(DPAK)
MC79L05A	1	Negative	5	5	30	1	1.7	SOT-89 TO-92R
MC78L06	1	Positive	6	5	30	0.1	1.7	TO-92R
FAN431	1	Positive	2.5	2	36	0.1	-	TO-92R
KA431	1	Positive	2.5	0.5/1/2	36	0.1	-	SOT23 SOP8 TO-92R
LM431	1	Positive	2.5	0.5/1/2	36	0.1	-	SOT23 SOP8 TO-92R
TL431	1	Positive	2.5	1.0/2.0	36	0.1	-	SOP8 TO-92R
LM336Z25	1	Positive	2.5	2.5	36	0.1	-	TO-92R
LM336Z5	1	Positive	2.5	2.0/4.5	36	0.1	-	TO-92R

Standard Regulators (continued)						
Product Number	Preset Output Voltage (V)	Adjustable Output Voltage		Tolerance (%)	Max. Current (mA)	Package
		Min. (V)	Max. (V)			
KA431A	2.5	2.5	37	1	100	SOIC TO-92R
KA431L	-	2.5	37	0.5	100	TO-92R
KA431S	2.5	2.5	37	2	100	SOT-23
LM336BZ5	5	4	6	2	15	TO-92R
LM431A	2.5	2.5	37	2	100	SOIC TO-92R
LM431B	2.5	2.5	37	1	100	SOIC TO-92R
LM431C	2.5	2.5	37	0.5	100	SOIC TO-92R
LM431SA	2.5	2.5	37	2	100	SOT-23
LM431SB	2.5	2.5	37	1	100	SOT-23 SOT-89
LM431SC	2.5	2.5	37	0.5	100	SOT-23 SOT-89
TL431A	2.5	2.5	37	1	100	SOIC TO-92R

Timer																
Product Number	Supply Voltage		Control Voltage Min. at V_{CC}		Control Voltage Max. at V_{CC}		Threshold Voltage Min. at V_{CC}		Threshold Voltage Typ. at V_{CC}	Threshold Voltage Max. at V_{CC}		Trigger Voltage Min. at V_{CC}		Trigger Voltage Max. at V_{CC}		Package
	Min.	Max.	15V	5V	15V	5V	15V	5V	15V	15V	5V	15V	5V	15V	5V	
LM555	-	4	16	11	9	2	4	-	-	10	3.3	3.3	5.6	4.5	1.1	DIP SOIC

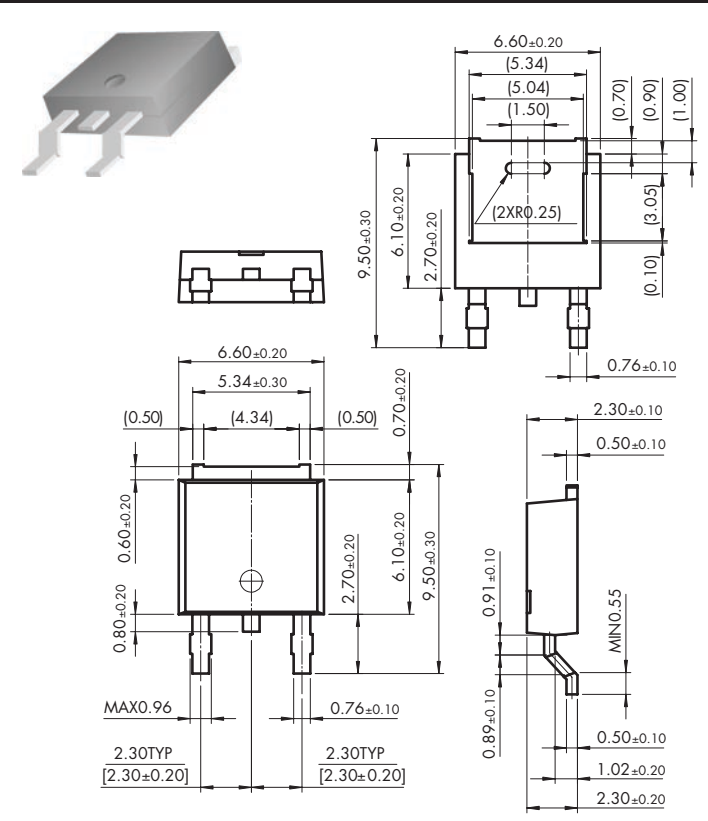
Voltage Detector								
Product Number	Detecting Voltage			Hysteresis (mV)	V_{CC}		Output Current Sink (mA)	Package
	Min. (V)	Typ. (V)	Max. (V)		Min. (V)	Max. (V)		
KA75330Z	3.15	3.3	3.45	50	0.3	15	20	TO-92R

Voltage Stabilizers						
Product Number	Description	Stabilized Voltage	Stabilized Voltage Tem Drift	Zener Current	Dynamic Resistance Typ.	Package
KA33V	Voltage Stabilizer	33	-1 ~ 1	10	10	TO-92
KA33VBU	Voltage Stabilizer	33	-1 ~ 1	10	10	TO-92

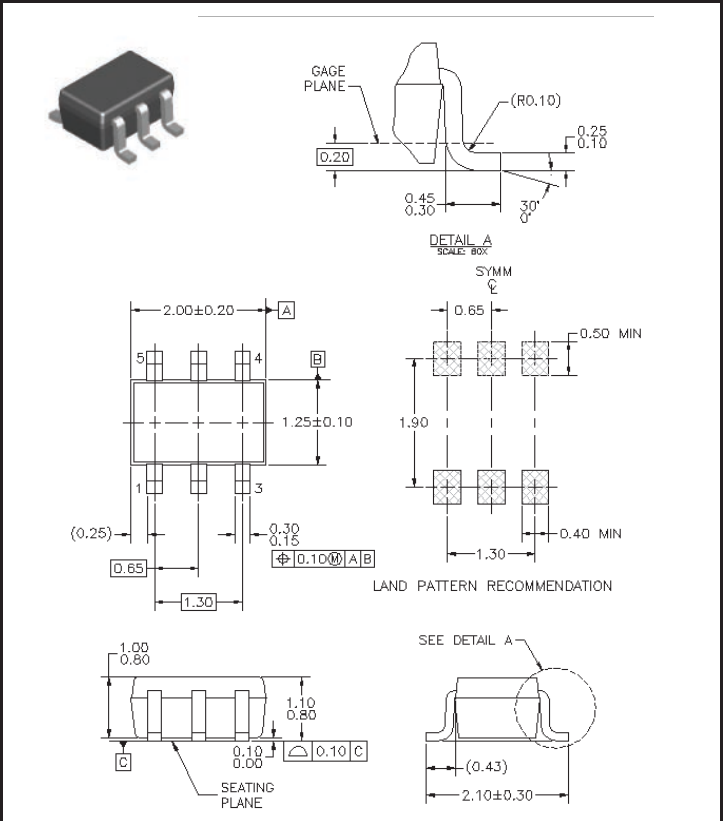
Voltage to Frequency Converter									
Product Number	Description	Supply Voltage		Non-Linearity (%)	Dynamic Range (dB)	Full Scale Frequency		Leads	Package
		Min. (V)	Max. (V)			Min. (Hz)	Max. (KHz)		
KA331	Voltage to Frequency Converter	4	40	0.01	100	1	100	8	DIP

Surface Mount Packages

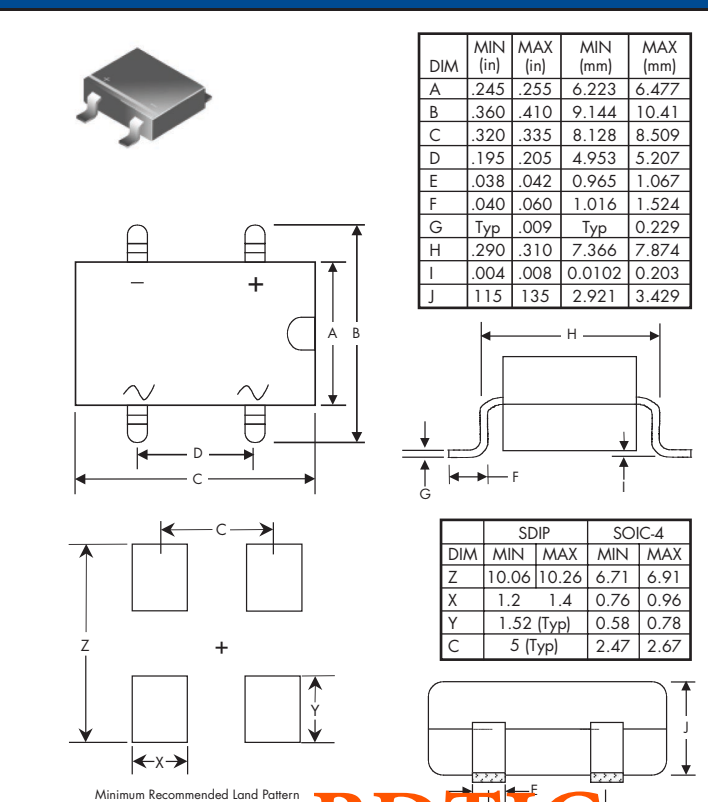
DPAK (TO-252)



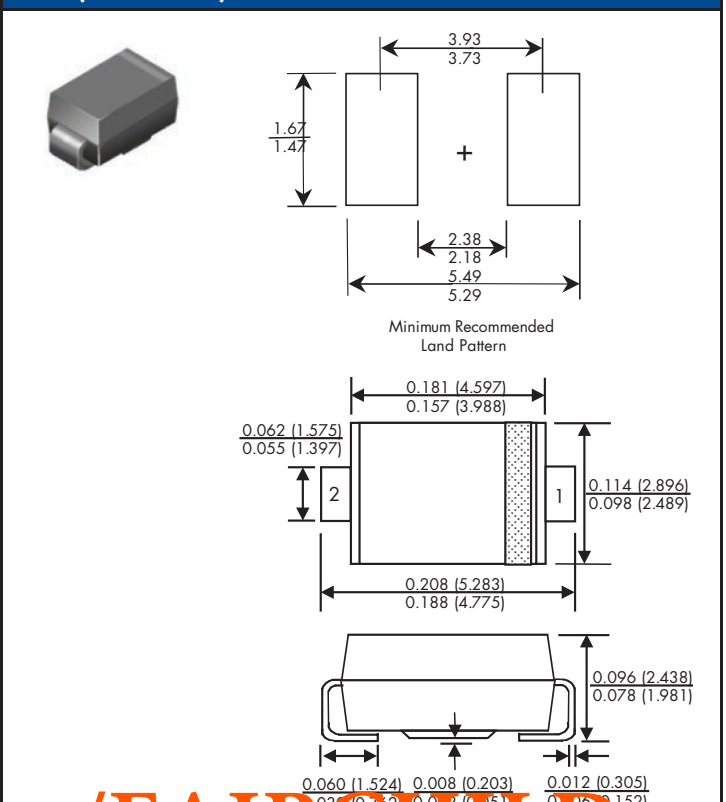
SC70-6L



SDIP



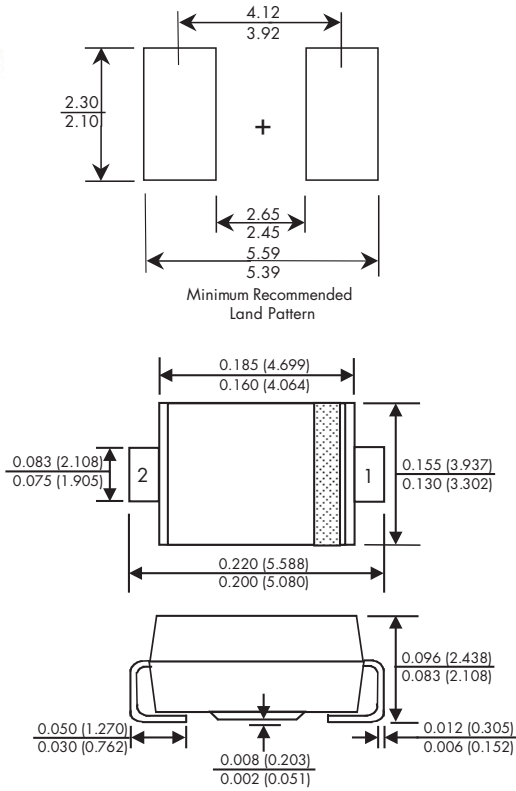

SMA (DO-214AC)



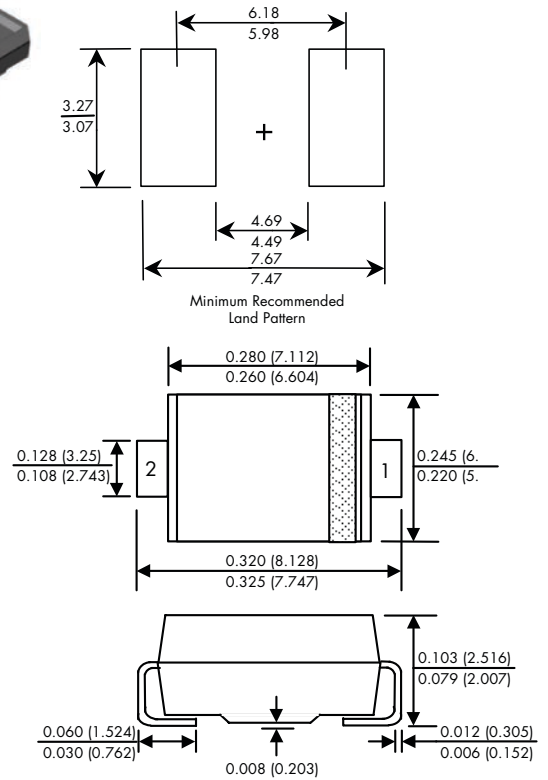

SURFACE MOUNT PACKAGES

Surface Mount Packages, Continued

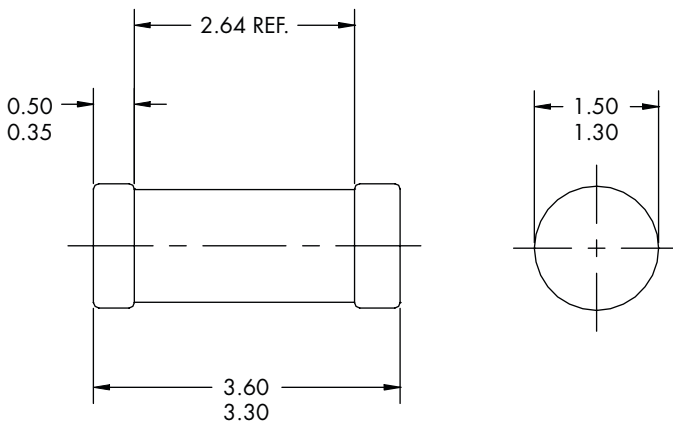
SMB (DO-214AA)



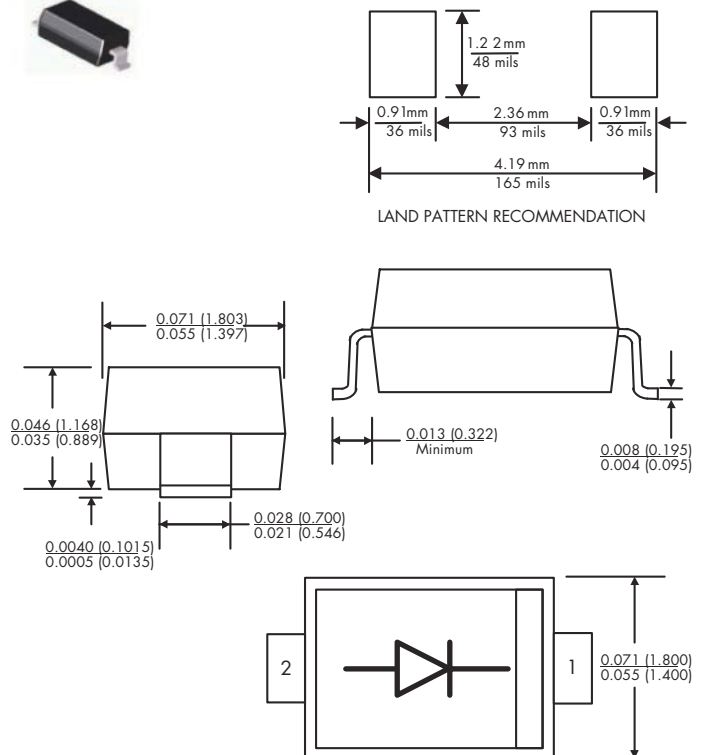
SMC (DO-214AB)



SOD-80/LL-34

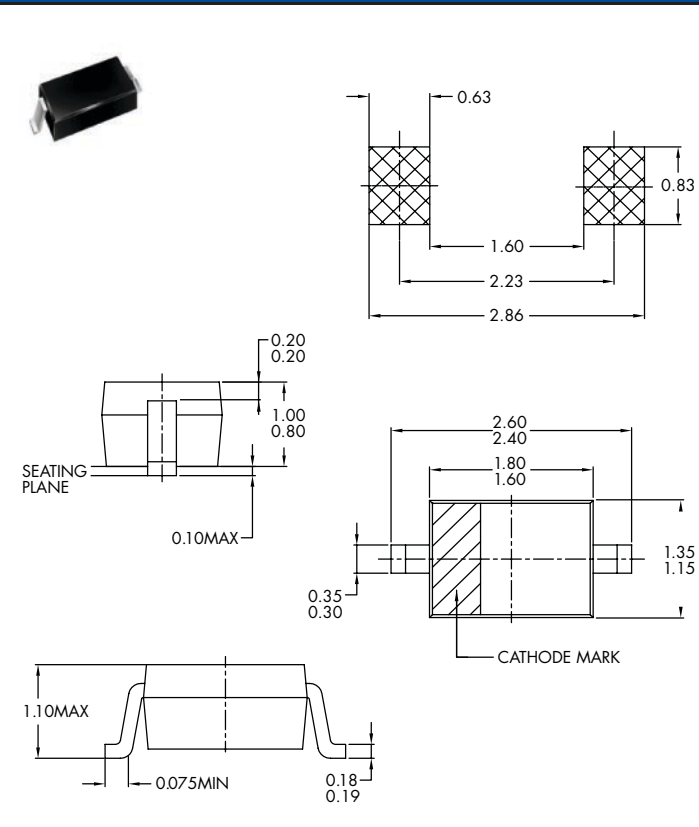


SOD-123

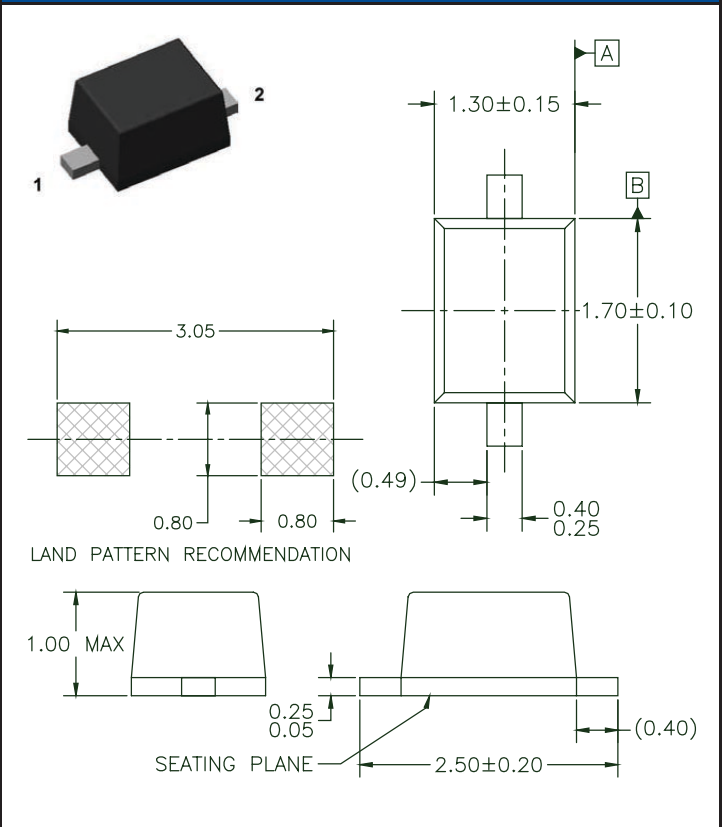


Surface Mount Packages, Continued

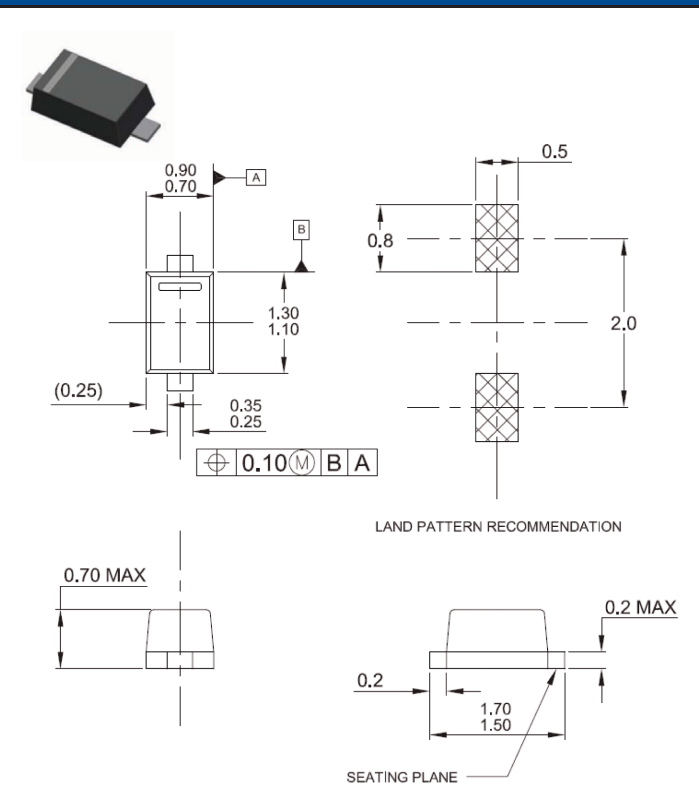
SOD-323



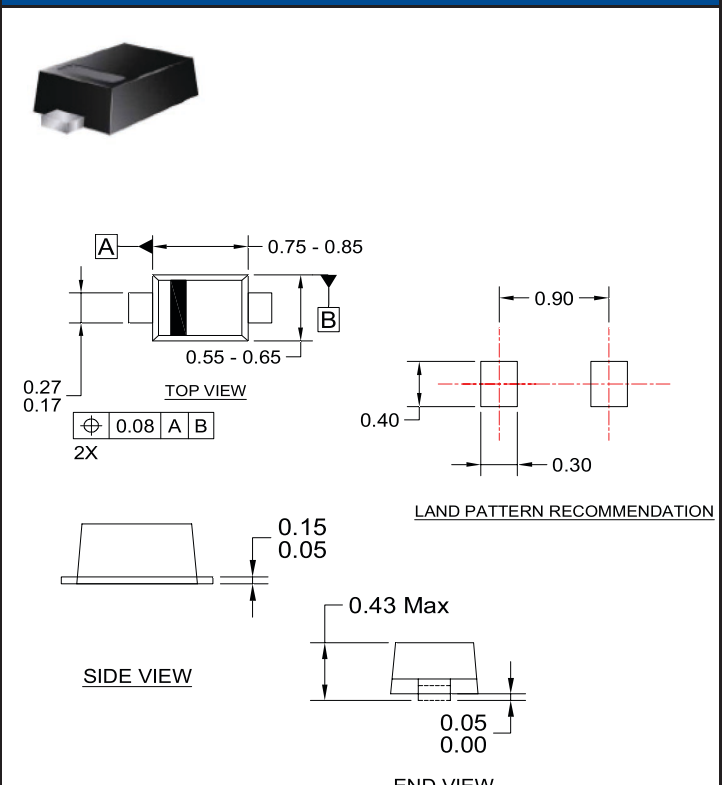
SOD-323F



SOD-523F



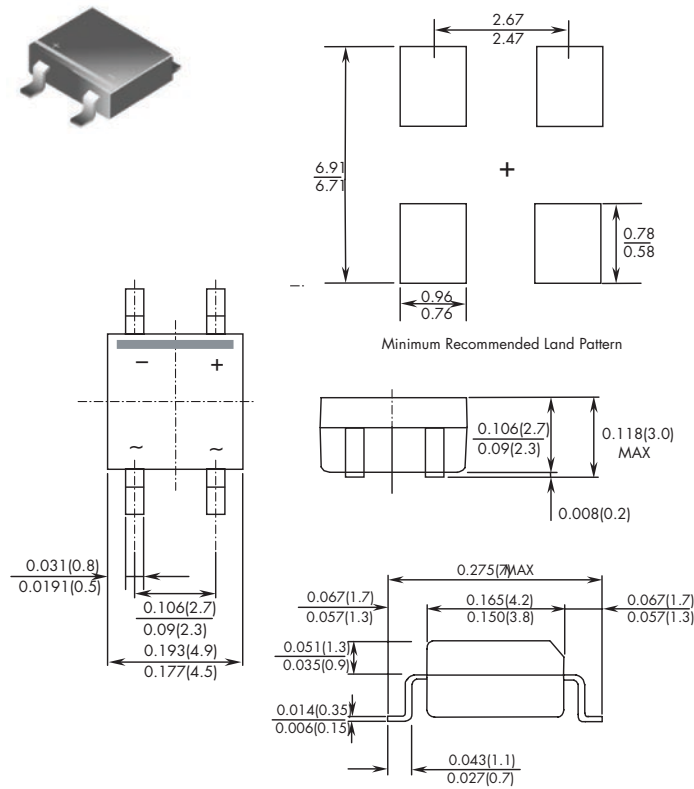
SOD-923



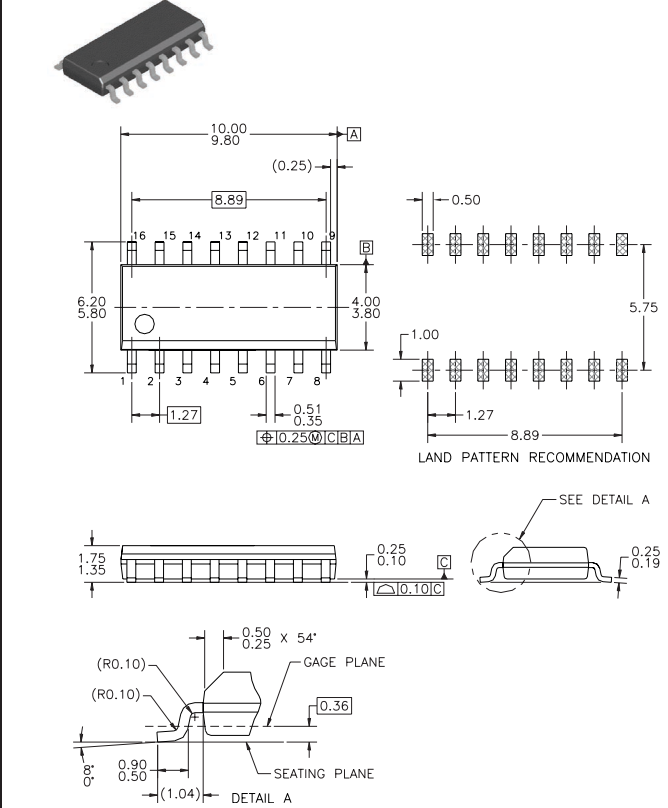
SURFACE MOUNT PACKAGES

Surface Mount Packages, Continued

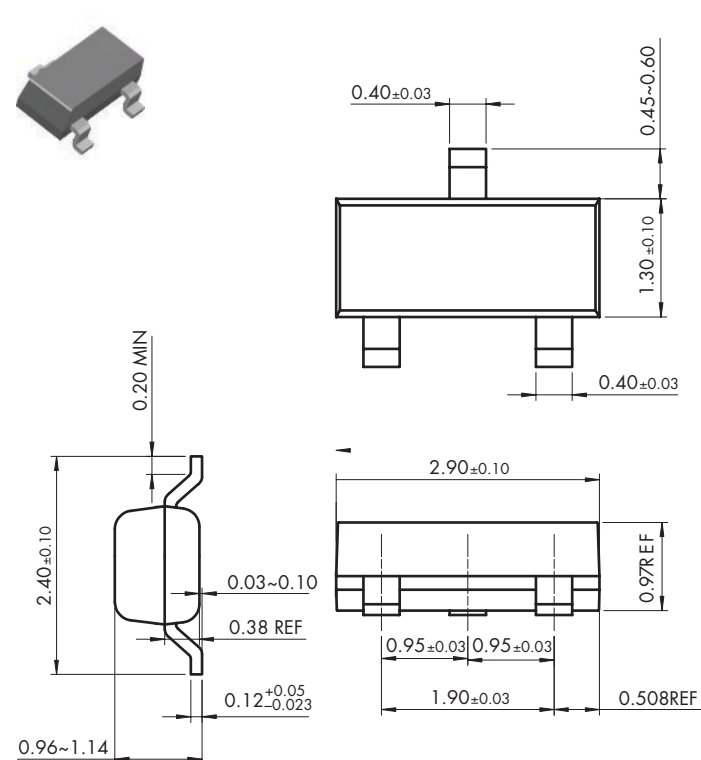
SOIC-4



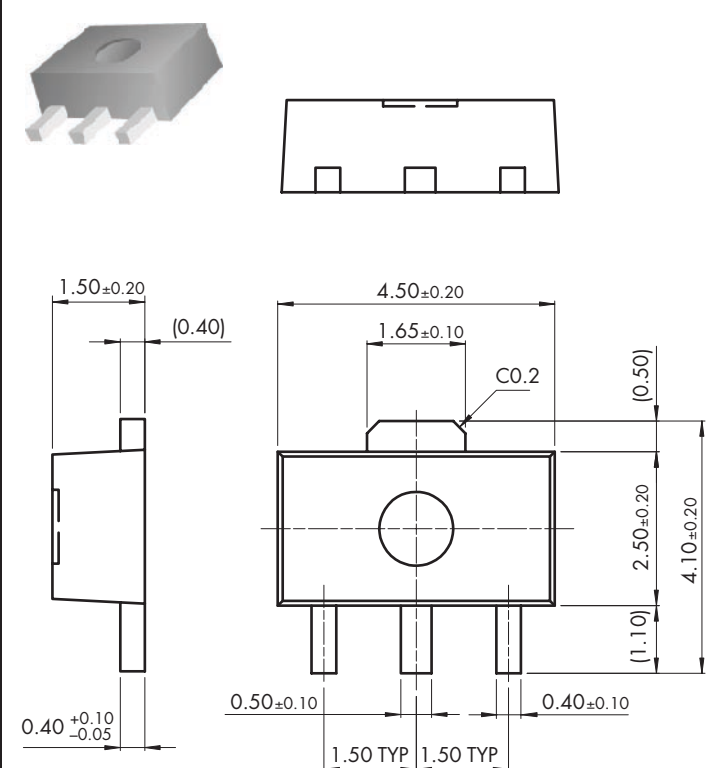
SOP



SOT-23

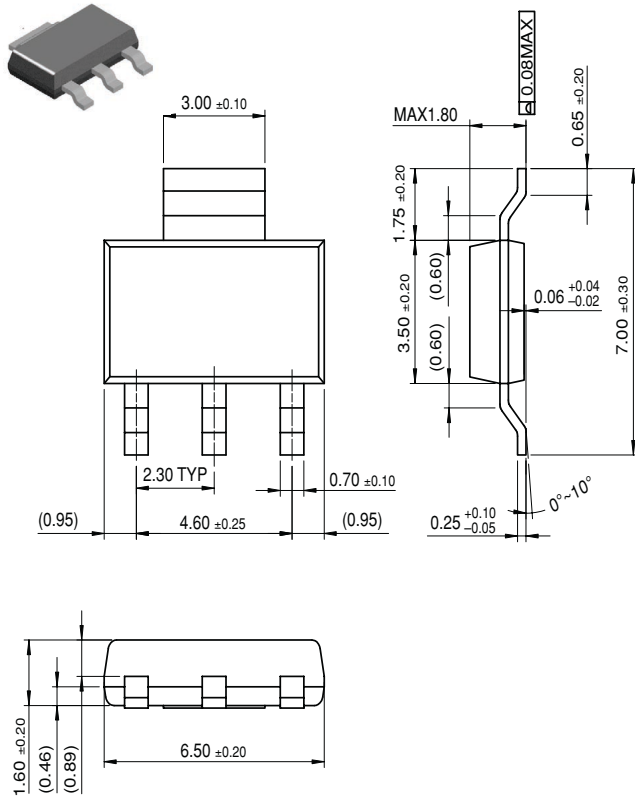


SOT-89

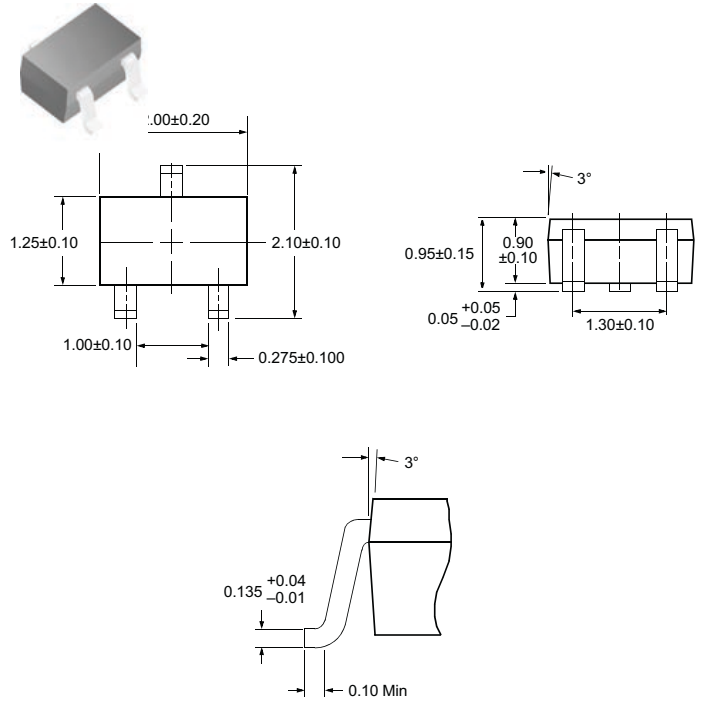


Surface Mount Packages, Continued

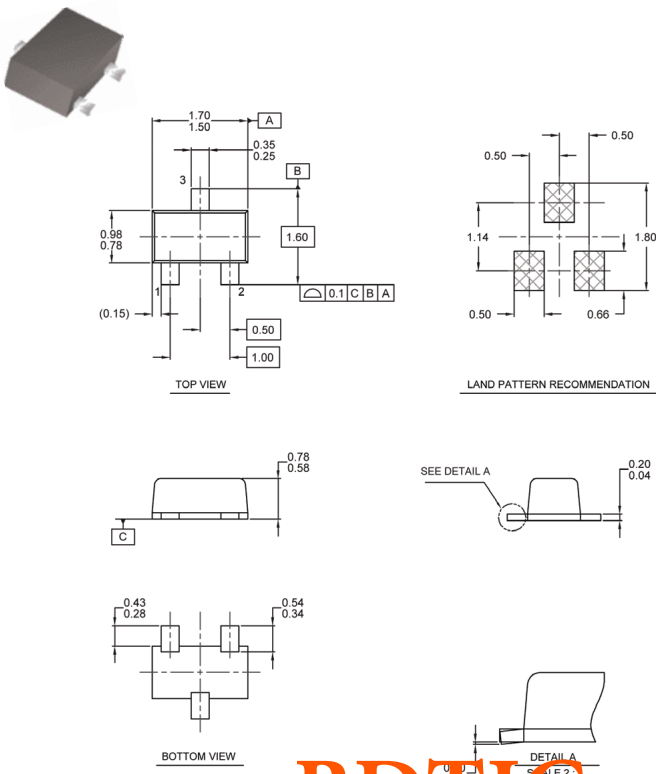
SOT-223



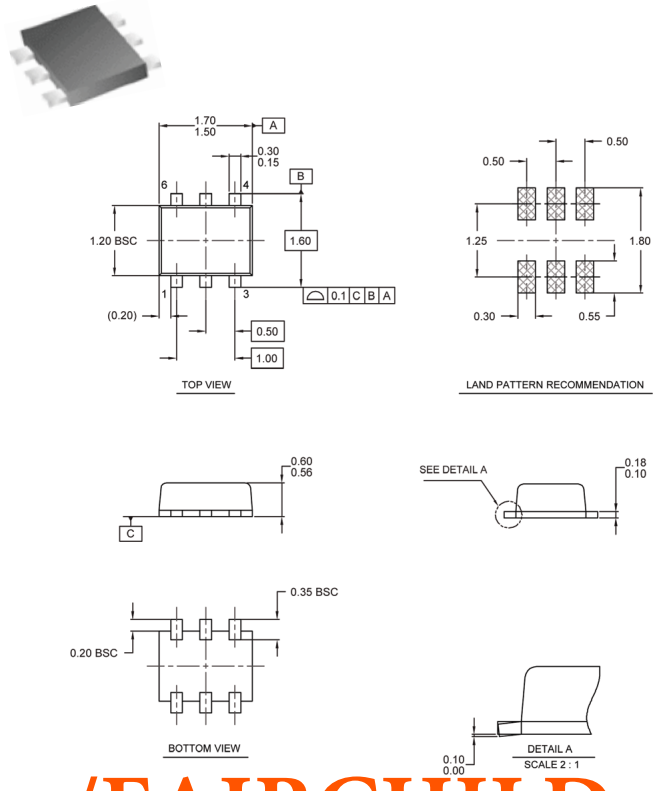
SOT-323



SOT-523F



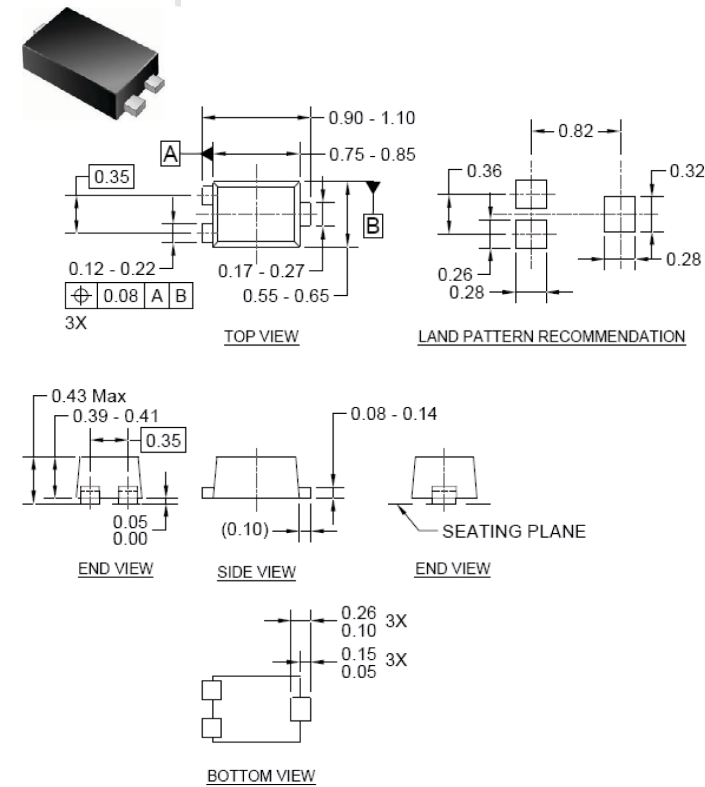
SOT-563F



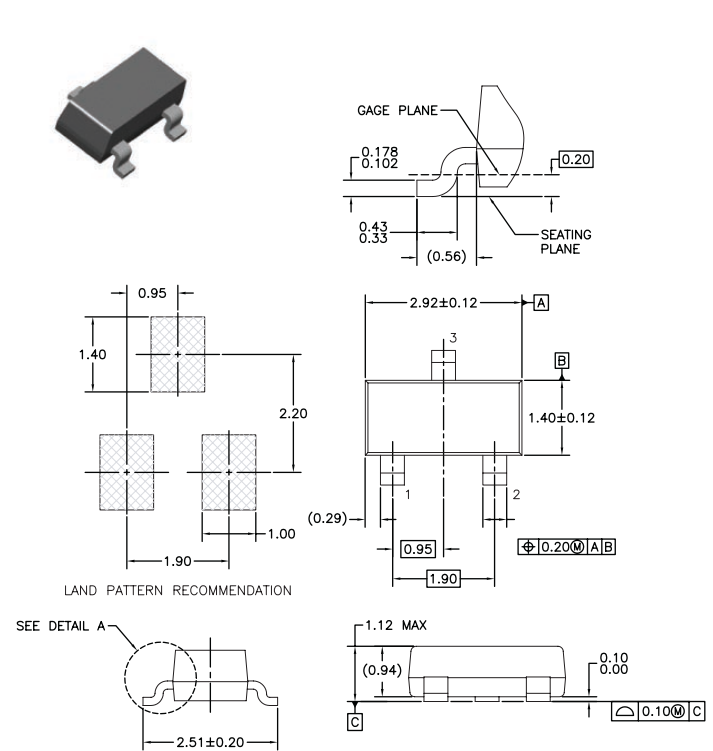
SURFACE MOUNT PACKAGES

Surface Mount Packages, Continued

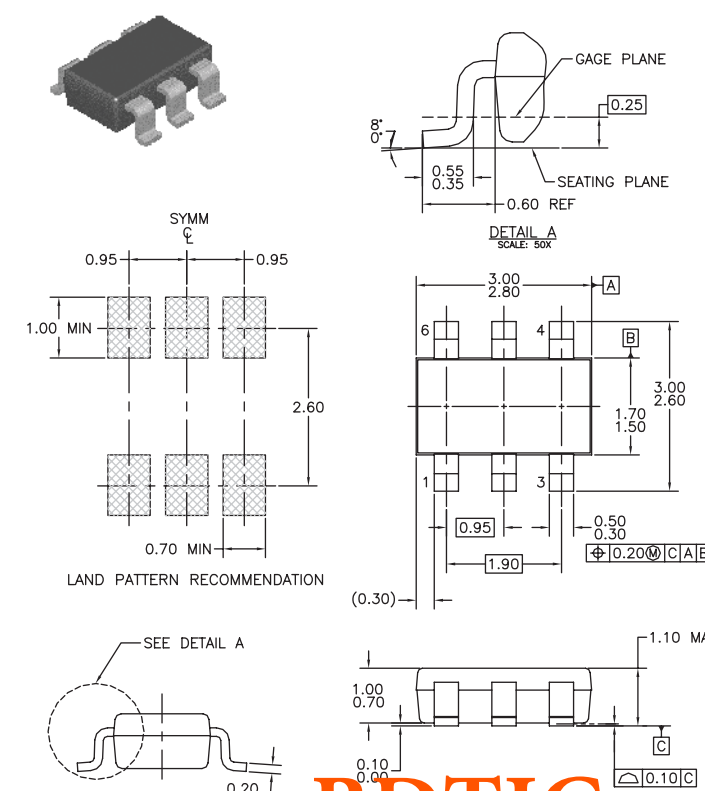
SOT-923F



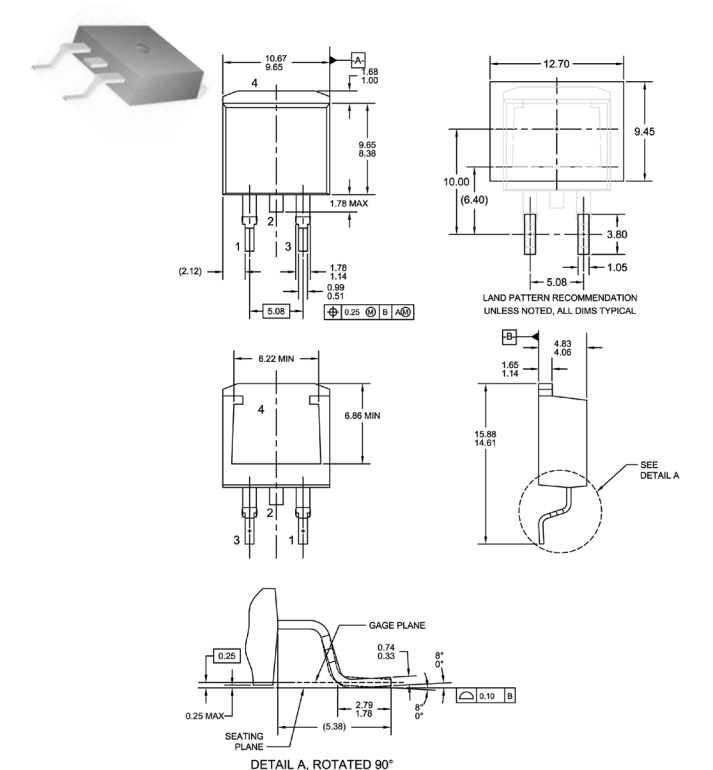
SuperSOT-3



SuperSOT-6

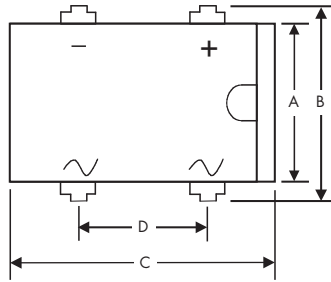



TO-263 (D²PAK), TO-264

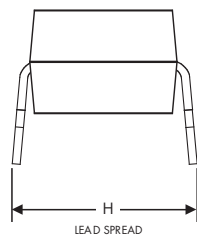
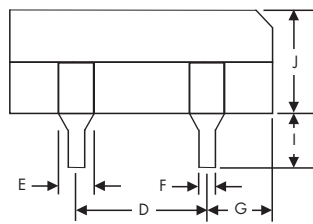


Thru-Hole Packages

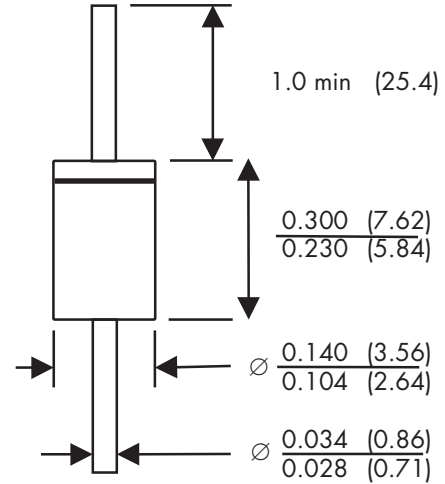
DIP



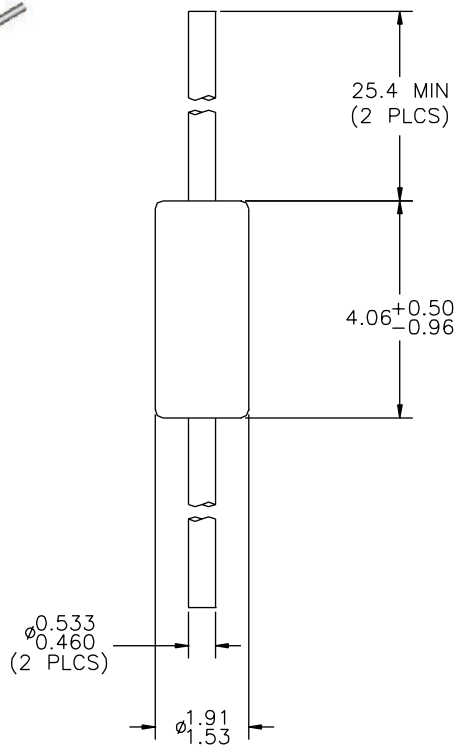
DIM	MIN (in)	MAX (in)	MIN (mm)	MAX (mm)
A	.245	.255	6.223	6.477
B	.285	.315	7.239	8.001
C	.320	.335	8.128	8.509
D	.195	.205	4.953	5.207
E	.035	.045	0.889	1.143
F	.018	.022	0.457	0.559
G	.055	.075	1.397	1.905
H	.300	.350	7.620	8.890
I	.150	.185	3.810	4.699
J	.120	.130	3.048	3.302



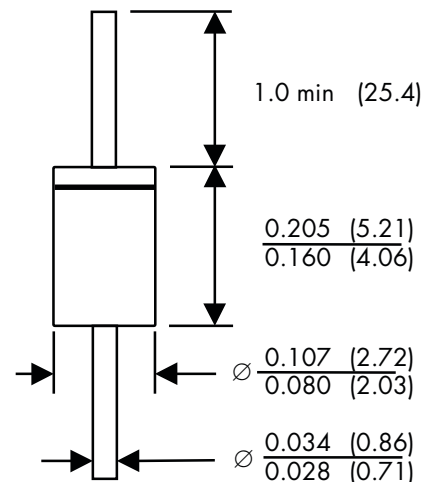
DO-15



DO-35

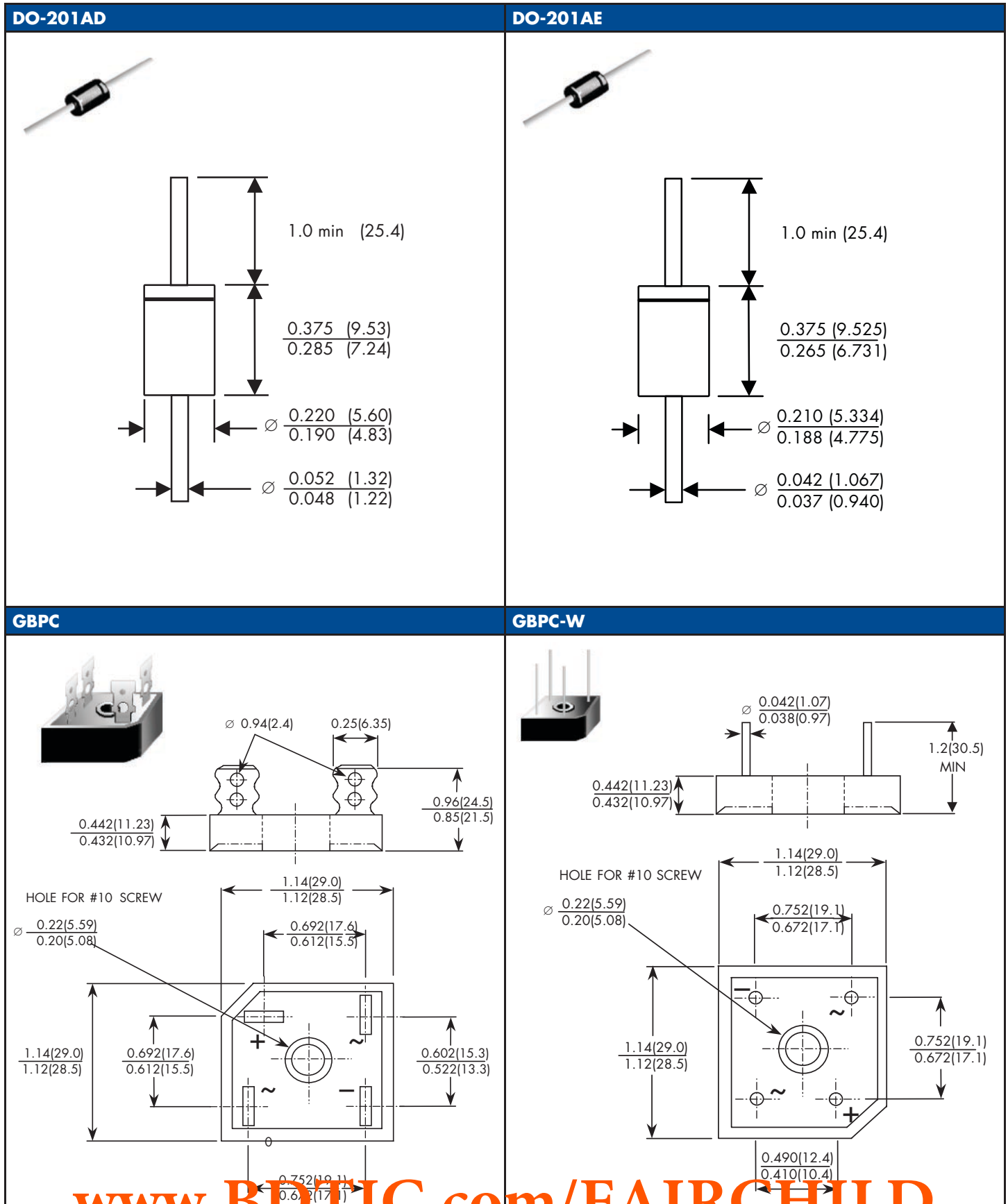


DO-41



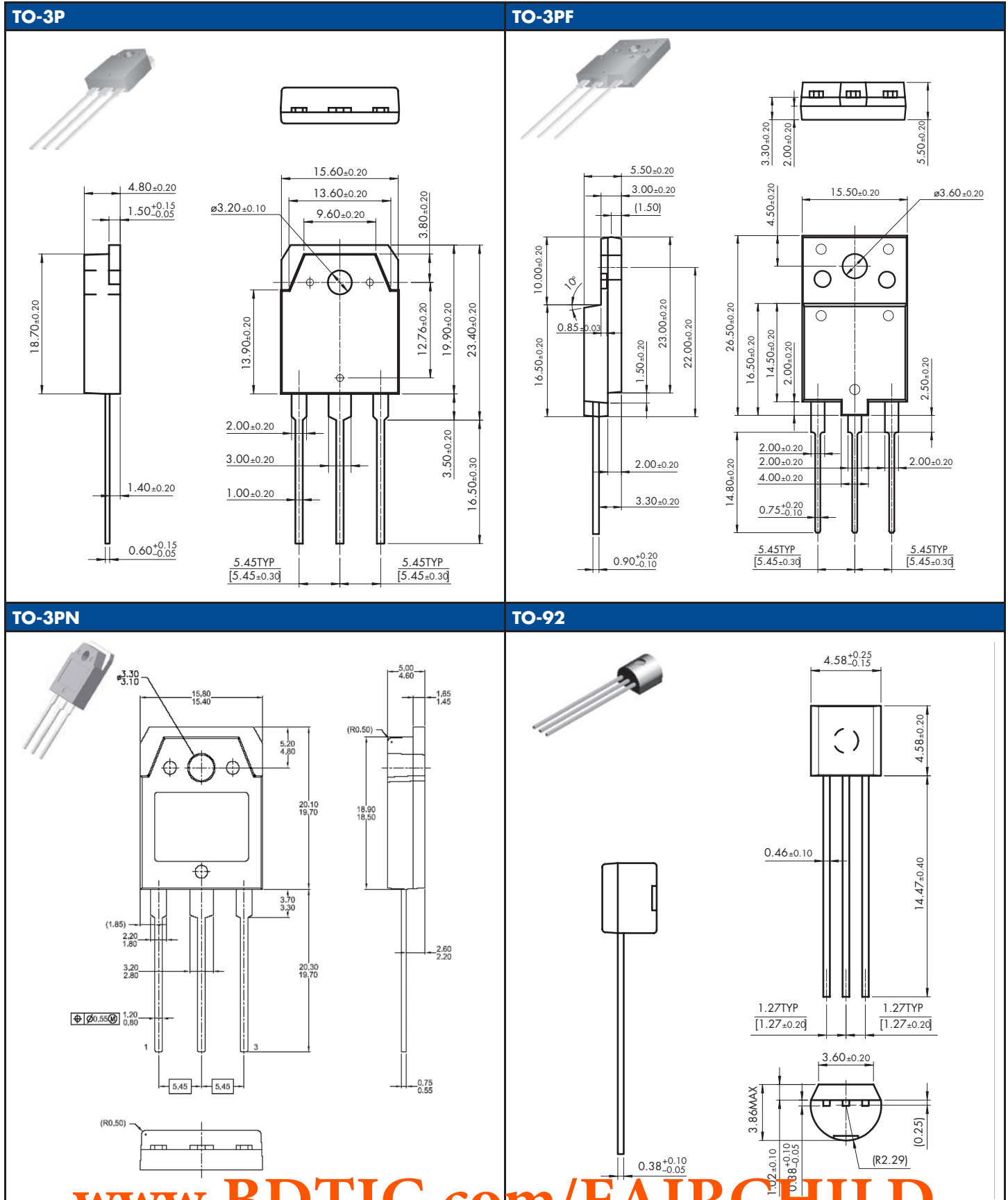
THRU-HOLE PACKAGES

Thru-Hole Packages, Continued



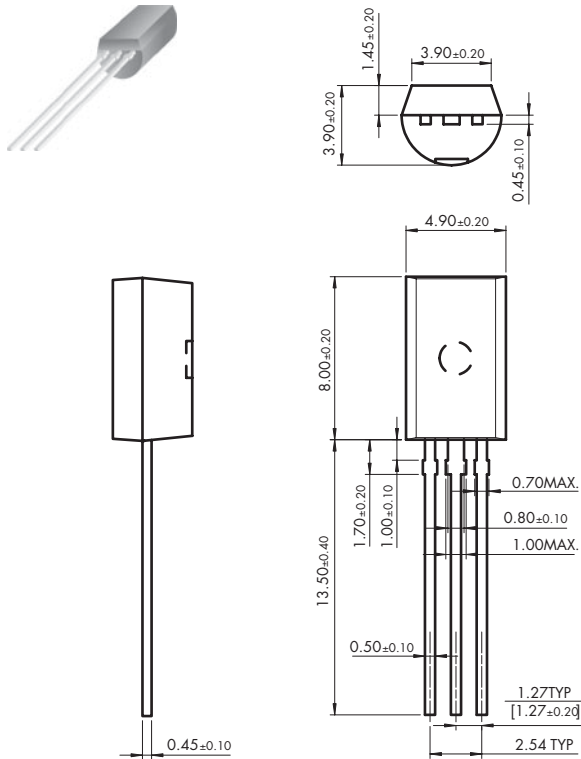
THRU-HOLE PACKAGES

Thru-Hole Packages, Continued

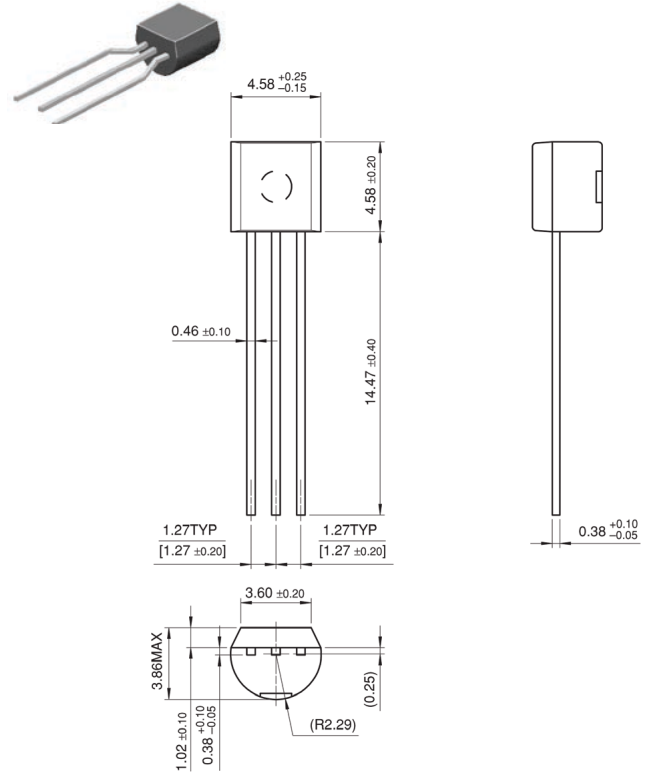


Thru-Hole Packages, Continued

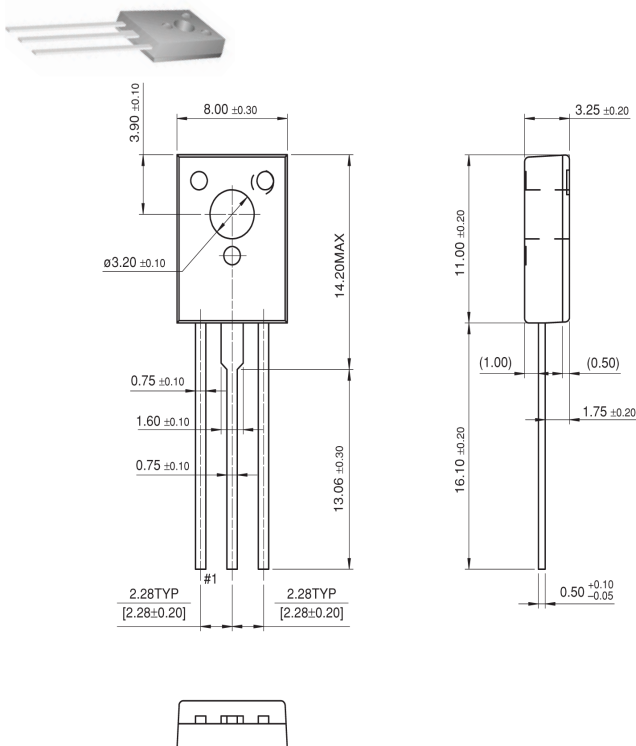
TO-92L



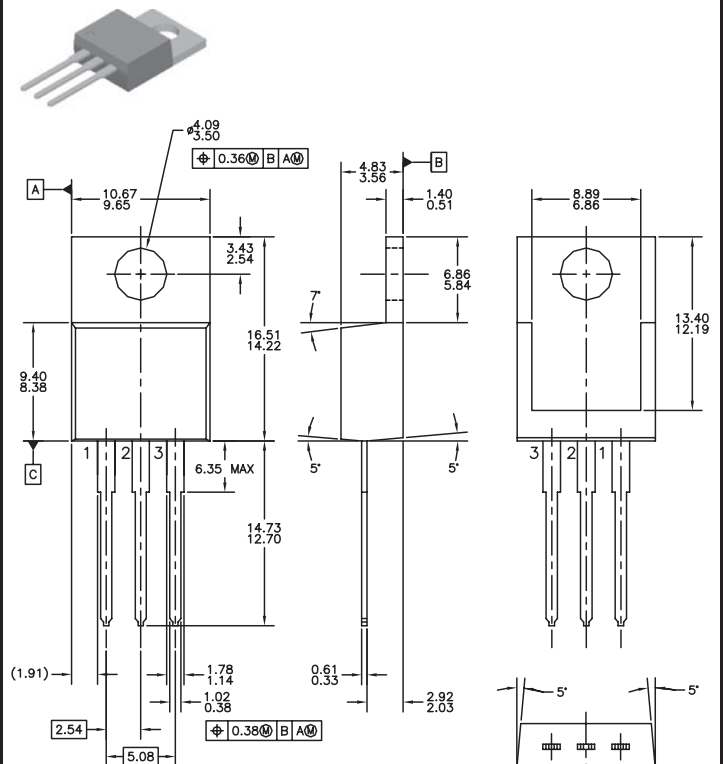
TO-92R



TO-126




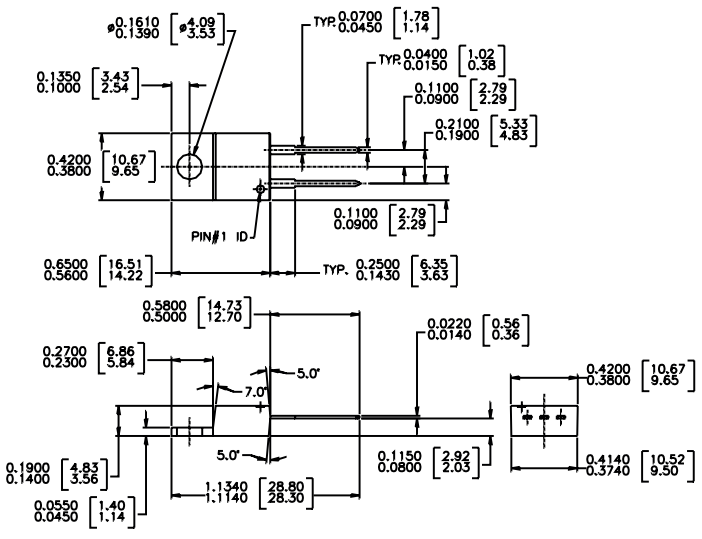
TO-220/TO-220AB




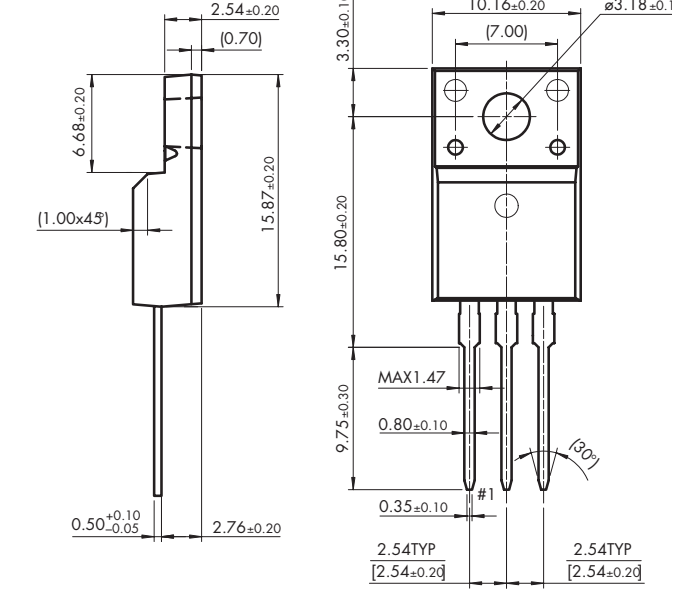
THRU-HOLE PACKAGES

Thru-Hole Packages, Continued


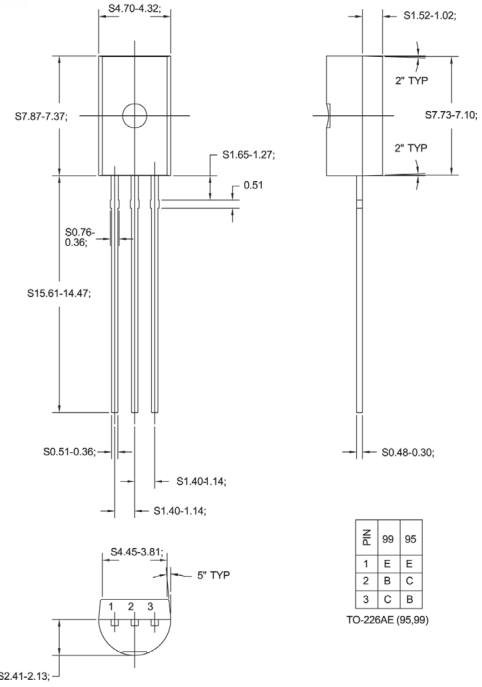
TO-220AC


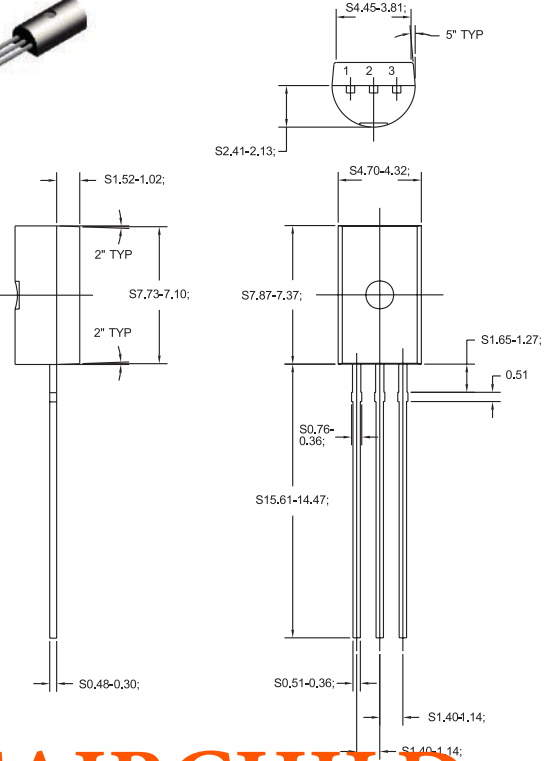
TO-220F

TO-226

TO-226AE

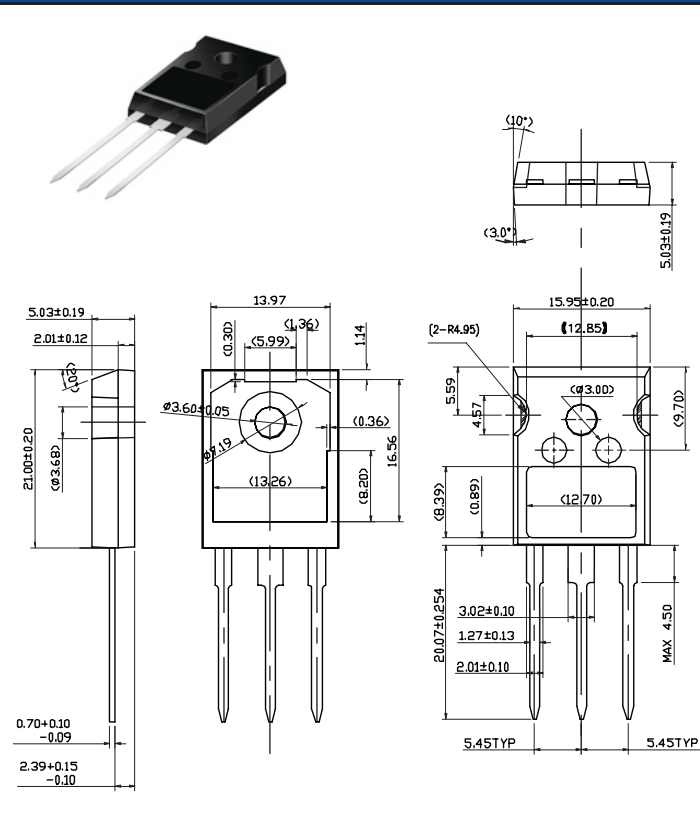



PIN	99	95
1	E	E
2	B	C
3	C	B

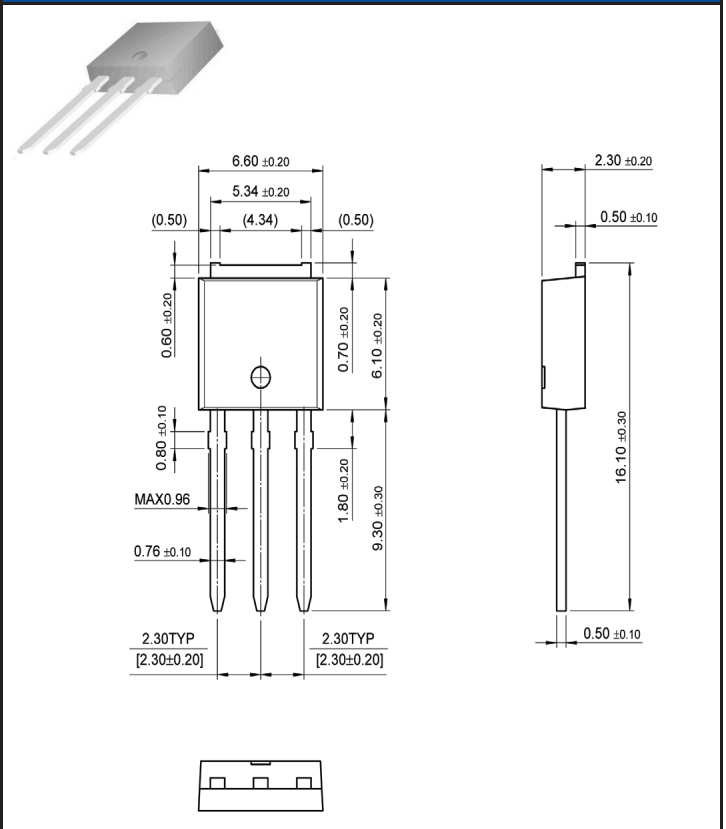
TO-226AE (95,99)

Thru-Hole Packages, Continued

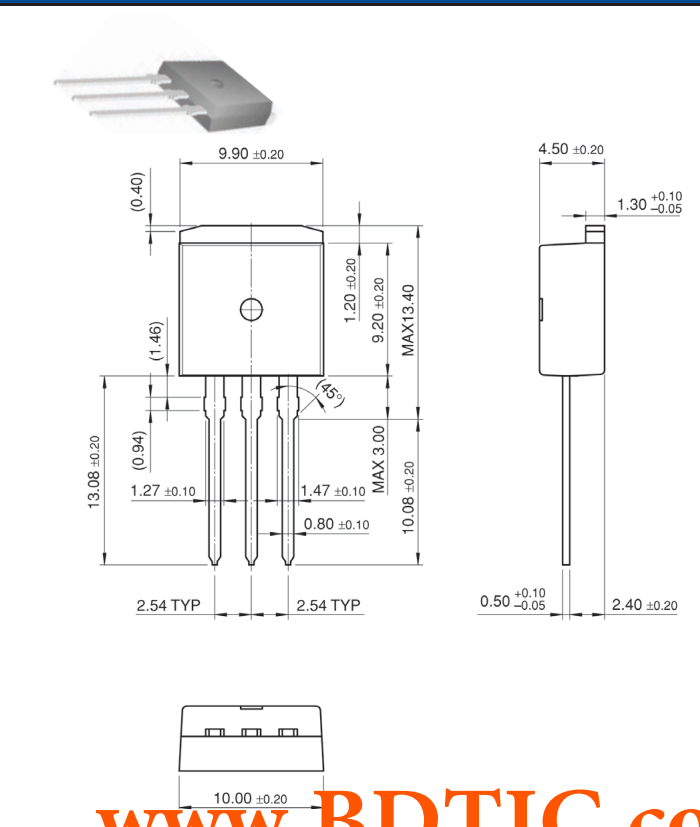
TO-247



TO-251 (IPAK)



TO-262 (I²PAK)



For data sheets, application notes, samples and more, please visit: www.fairchildsemi.com

PRODUCTS & SAMPLES

APPLICATIONS

DESIGN SUPPORT

COMPANY

POWER MANAGEMENT ICs

AC-DC: Power Factor Correction

- Continuous Conduction Mode (CCM) PFC Controllers
- Critical (CrCM) / Boundary Conduction Mode (BCM) PFC Controllers
- PFC + PWM Combination (Combo) Controllers
- Interleaved PFC Controllers

Isolated DC-DC

- Green-Mode PWM Controllers
- Integrated Green-Mode PWM Regulators (Green FPS™)
- Integrated PWM Regulators (FPS™)
- Primary-side only CV/CC Controllers
- Standard SMPS PWM Controllers
- Synchronous Rectifier Controller

Non-Isolated DC-DC

- Charge-Pump Converters
- Multi-phase Controllers
- Step-down Controllers (External Switch)
- Step-down Regulators (Integrated Switch)
- Step-up Regulators (Integrated Switch)

Power Drivers

- High Voltage Gate Drivers (HVIC)
- Low-Side Gate Drivers
- Synchronous Rectifier Controllers/Drivers
- Synchronous-Buck/Multi-phase Drivers

Supervisory/Monitor ICs

- Ground Fault Interrupt (GFI) Controllers
- Supervisors + PWM
- Temperature Sensors
- Voltage Supervisors/Detectors/Stabilizers

Voltage Regulators

- LDOs
- Positive Voltage Linear Regulators
- Negative Voltage Linear Regulators
- Shunt Regulators

POWER SEMICONDUCTORS

Diodes & Rectifiers

- Bridge Rectifiers
- Rectifiers
- Schottky Diodes and Rectifiers
- Small Signal Diodes
- Transient Voltage Suppressors
- Zener Diodes

IGBTs

- Discrete IGBTs
- Ignition IGBTs

Integrated Power Solutions

- DrMOS FET Plus Driver Multi-Chip Modules
- Full Function Load Switches (IntelliMAX™)
- MOSFET/Schottky Combos
- Motion-(SPM®) Smart Power Modules
- PDP-(SPM®) Smart Power Modules
- PFC-(SPM®) Smart Power Modules
- Power-(SPM®) Smart Power Modules
- Smart Switches

MOSFETs

- Discrete MOSFETs
- Full Function Load Switches (IntelliMAX™)
- MOSFET/Schottky Combos

Transistors

- BJTs
- Discrete IGBTs
- JFETs
- Load Switches
- Discrete MOSFETs
- MOSFET/Schottky Combos
- Small Signal Transistors

LIGHTING AND DISPLAY

- CCFL Ballast IC
- CFL/Lighting Ballast Control IC
- Critical (CrCM)/Boundary Conduction Mode (BCM) PFC Controllers for Lighting
- High Voltage Gate Drivers (HVIC)
- LED Drivers
- PDP Smart Power Module (PDP-SPM™)

SIGNAL PATH ICs

Amplifiers & Comparators

- Comparators
- Current Sense Amplifier
- High Performance Amplifiers (>15MHz)
- Operational Amplifiers

Battery Protection IC

- Battery Protection IC

Interface

- LVDS
- Serializer/Deserializer (µSerDes™)
- USB Transceiver

Signal Conditioning

- Triple Video DACs
- Video Filter Drivers
- Video Switch Matrix/Multiplexers

Switches

- Analog/Audio Switches
- Bus Switches
- Camera Switches
- Multimedia Switches
- USB Switches
- Video Switches

AUTOMOTIVE PRODUCTS

- Automotive Power Modules
- Discrete Power
- Intelligent Power

LOGIC | TINYLOGIC®

- Buffers, Drivers, Transceivers
- Flip Flops, Latches, Registers
- Gates
- MSI Functions
- Multiplexer/Demultiplexer Encoders/Decoders
- Specialty Logic
- TinyLogic
- Voltage Level Translators

OPTOELECTRONICS

- Infrared Products
- High Performance Optocoupler
- TRIAC Driver Optocoupler
- Photo Transistor
- Solid State Relay