

AH Series

Extrusion Heatsinks



FEATURES

- Many other extrusion profiles available. Contact Ohmite with your requirements
- Multiple finishes available
- Modifications available: screw holes, bolt patterns, milling per customer specifications

SERIES SPECIFICATIONS

Part	Width (in. - mm)	Height (in. - mm)	Base Thickness (in. - mm)	Weight (lb./ft. - kg/m)	R θ (°C/W)	Surface area (in. ² /in. - mm ² /mm)
AH33000	0.75 / 19.05	0.6 / 15.24	0.09 / 2.29	0.278 / 0.413	8	9.633 / 244.68
AH54100	0.94 / 23.88	0.41 / 10.41	0.06 / 1.52	0.262 / 0.389	6.2	11.49 / 291.85
AH80126	1.095 / 27.81	1.15 / 29.21	0.2 / 5.08	0.6 / 0.891	7.1	9.881 / 250.98
AH17500	1.5 / 38.10	0.44 / 11.18	0.09 / 2.29	0.42 / 0.624	4.8	26.539 / 674.09
AH10564	1.875 / 47.63	1 / 25.40	0.188 / 4.78	1.049 / 1.558	2.3	16.174 / 410.82
AH10551	1.92 / 48.77	1.25 / 31.75	0.25 / 6.35	1.08 / 1.604	3.8	18.005 / 457.33
AH40000	2.1 / 53.34	1 / 25.40	0.12 / 3.05	1.184 / 1.758	3.7	22.576 / 573.43
AH29300	2.28 / 57.91	0.38 / 9.65	0.06 / 1.52	0.466 / 0.692	3.6	14.274 / 362.56
AH10719	2.312 / 58.72	1.5 / 38.10	0.156 / 3.96	1.327 / 1.971	3	23.288 / 591.52
AH67200	2.892 / 73.46	1.062 / 26.97	0.306 / 7.77	1.855 / 2.755	3.1	22.315 / 566.80
AH48600	3 / 76.20	2.25 / 57.15	0.28 / 7.11	2.968 / 4.407	1.8	47.494 / 1,206.35
AH64100	3.12 / 79.25	1.25 / 31.75	0.312 / 7.92	2.125 / 3.156	2.7	24.613 / 625.17
AH80015	3.356 / 85.24	3.136 / 79.65	0.216 / 5.49	3.326 / 4.939	0.9	64.702 / 1,643.43
AH80000	3.5 / 88.90	0.85 / 21.59	0.2 / 5.08	1.432 / 2.127	2.2	24.973 / 634.31
AH12153	3.6 / 91.44	1.15 / 29.21	0.22 / 5.59	2.23 / 3.312	1.9	32.46 / 824.48
AH11600	3.682 / 93.52	0.774 / 19.66	0.1 / 2.54	1.18 / 1.752	2.2	26.8 / 680.72
AH16000	3.79 / 96.27	2 / 50.80	0.2 / 5.08	2.66 / 3.950	1.8	39.631 / 1,006.63
AH50600	3.924 / 99.67	1.21 / 30.73	0.215 / 5.46	2.34 / 3.475	1.7	33.27 / 845.06
AH12310	4.125 / 104.78	1.75 / 44.45	0.25 / 6.35	3.49 / 5.183	1.3	38.75 / 984.25
AH11958	4.4 / 111.76	1.32 / 33.53	0.22 / 5.59	2.846 / 4.226	1.6	42.936 / 1,090.57
AH32530	4.5 / 114.30	1.4 / 35.56	0.2 / 5.08	2.382 / 3.537	1.7	36.973 / 939.11
AH73900	4.527 / 114.99	0.733 / 18.62	0.149 / 3.78	1.692 / 2.513	1.6	49.614 / 1,260.20
AH13184	4.75 / 120.65	1.25 / 31.75	0.125 / 3.18	1.418 / 2.106	2	31.182 / 792.02
AH80125	4.8 / 121.92	2.22 / 56.39	0.22 / 5.59	3.947 / 5.861	1.4	64.95 / 1,649.73
AH14315	4.997 / 126.92	1.75 / 44.45	0.25 / 6.35	4.044 / 6.005	1.3	44.286 / 1,124.86
AH12700	5 / 127.00	0.49 / 12.45	0.12 / 3.05	1.4 / 2.079	2.4	29.3 / 744.22
AH80167	5 / 127.00	1.75 / 44.45	0.25 / 6.35	3.093 / 4.593	1.3	54.713 / 1,389.71
AH12118	5.5 / 139.70	2 / 50.80	0.25 / 6.35	4.11 / 6.103	1.2	55.664 / 1,413.87
AH13070	6.08 / 154.43	1.75 / 44.45	0.25 / 6.35	4.088 / 6.071	1.2	50.258 / 1,276.55
AH10578	6.5 / 165.10	1.6 / 40.64	0.2 / 5.08	3.558 / 5.284	1.3	54.414 / 1,382.12
AH61409	7.2 / 182.88	2.39 / 60.71	0.27 / 6.86	4.678 / 6.947	0.8	78.198 / 1,986.23
AH11945	7.34 / 186.44	1.312 / 33.32	0.312 / 7.92	5.042 / 7.487	1.1	61.861 / 1,571.27
AH10928	9.75 / 247.65	2.28 / 57.91	0.28 / 7.11	6.878 / 10.214	0.6	101.705 / 2,583.31
AH62430	12.25 / 311.15	2.3 / 58.42	0.3 / 7.62	10.3 / 15.296	0.6	96.972 / 2,463.09

CHARACTERISTICS

R θ (°C/W) The thermal resistance is based on a 76 mm (3 inch) extrusion length in natural convection, black anodized finish, and 75°C mounting surface temperature rise.

Material Aluminum alloy 6063-T5

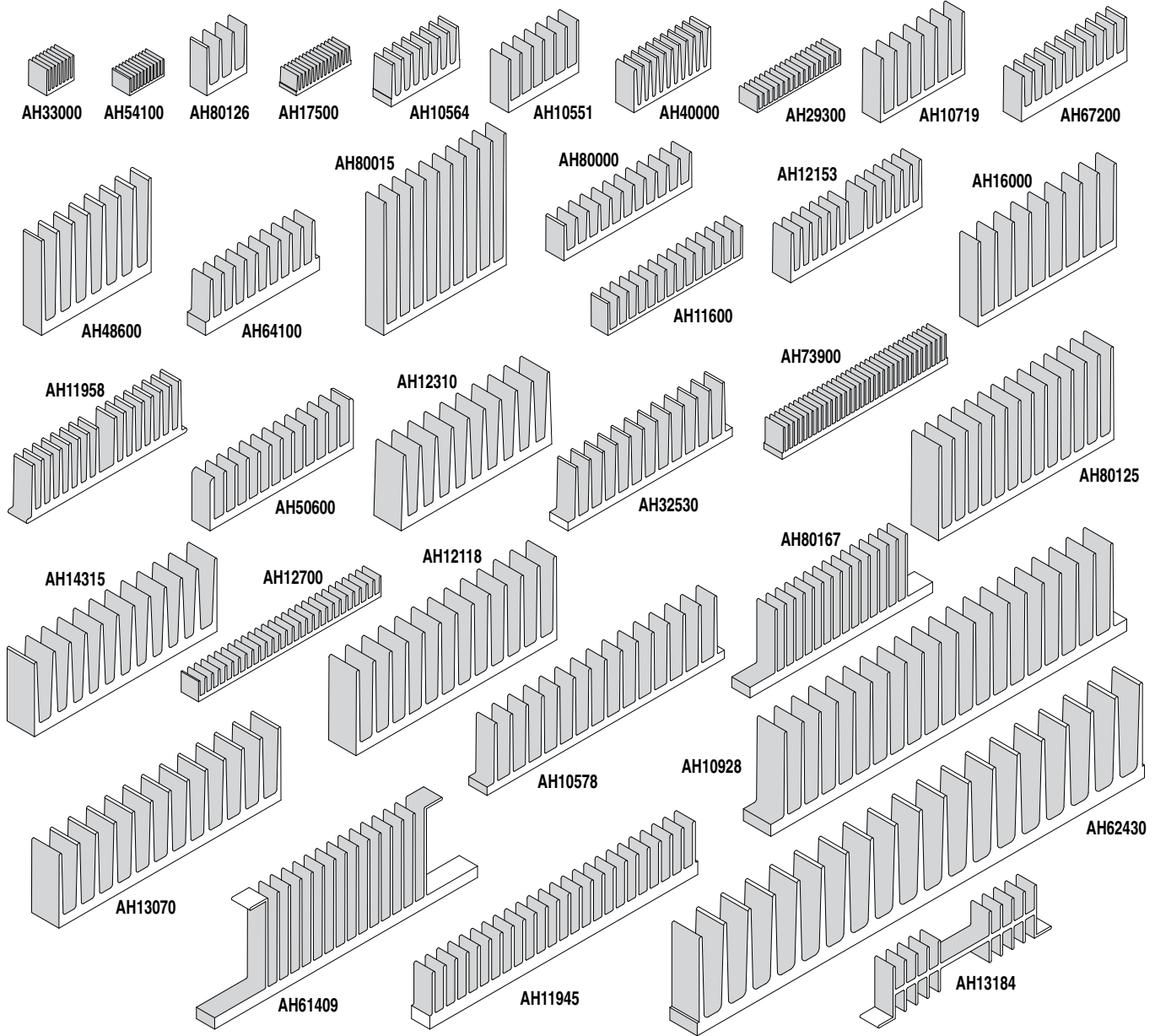
AH Series

Extrusion Heatsinks

HEATSINKS

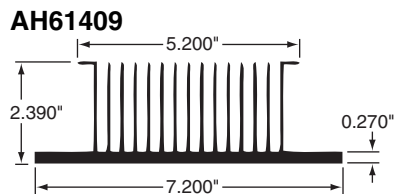
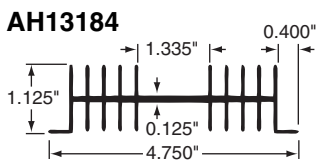
EXTRUSION PROFILES

Not to scale. See chart for dimensions.



Not to scale.

ADDITIONAL DIMENSIONS



HOW TO ORDER

Series	Extrusion Style	Finish	Length (in.) to three decimals 12300 = 12.3"	Modification N = none X = consult factory for options
A	H	8	0	1
2	6	A	1	2
3	0	0	0	N
0				E

RoHS Compliant

A = black anodized
C = gold chromate
F = clear chromate
G = green anodized
K = clear anodized
R = red anodized
V = unfinished, degreased